

LSU

College of
**Human Sciences
& Education**

**SCHOOL OF
SOCIAL WORK**

**OFFICE OF SOCIAL
SERVICE RESEARCH
& DEVELOPMENT**



Truancy Assessment and Service Center (TASC) **FINAL REPORT**

MAY 1999 – DECEMBER 2012



ISSUED AUGUST 2013



**LOVE PURPLE
LIVE GOLD**



College of Human Sciences & Education
Office of Social Service Research & Development

To Our TASC Contributors and Supporters:

This is the final report on the comprehensive work of the Truancy Assessment and Service Centers (TASC) that have operated in conjunction with Louisiana State University (LSU) since 1999. The report contains summary information on each of the TASC sites that were in operation during the years in which the LSU Office of Social Service Research and Development (OSSRD) implemented a rigorous monitoring and evaluation plan. Although it is with great sadness that OSSRD will no longer be a part of the TASC program in the state, it is also a time to acknowledge our gratitude and appreciation for having the opportunity to work with such an effective and inspiring group of individuals, agencies, public officials, and local governments. More importantly, we can acknowledge the contributions of TASC in preventing many high-risk Louisiana children from entering a lifetime of crime because of the commitment and dedication of so many people.

It is important to look back on the development of TASC, from the first time Senator Chris Ullo began asking OSSRD staff members how to prevent children from entering a lifetime of crime to the point where the Louisiana Legislature decided to commit state support of empirically-based truancy prevention efforts for many years. Through the leadership of a handful of committed public officials and numerous TASC supporters, the TASC program was able to maintain the intermediary support of the state's flagship university to ensure cost effectiveness and outcomes showing that the TASC model kept children in school. Additionally, the Louisiana model for truancy intervention was recognized nationally for its contributions to the field of delinquency prevention.

TASC's ability to produce positive outcomes was only possible through the hard work of many people, most notably, the TASC workers across the state. Through this report, we hope that you will see the wonderful work produced by TASC, imagine the hopelessness of a high-risk child who become a part of TASC and, finally, see the children who complete TASC as they graduate from high school and continue on as productive citizens.

Sincerely,

Cecile C. Guin, PHD, LCSW
College of Human Sciences and Education, School of Social Work
Director, OSSRD

311 Huey P. Long Field House • Baton Rouge, LA • 70803 • P 225-578-4838 • F 225-578-0428

Acknowledgements

The OSSRD staff and faculty wish to acknowledge the contributions of TASC supporters during LSU's 15 year involvement with Louisiana's truancy intervention efforts. First and foremost, we appreciate the leadership and vision of Senator Chris Ullo, along with his legislative aide David Smith and LSU Emeritus President and Chancellor William Jenkins, who made it possible for OSSRD to implement a sophisticated evaluative framework to the TASC sites across the state. The evaluation produced clear outcomes showing the fiscal and human value of truancy intervention, which served as the rationale for the Louisiana Legislature to maintain funding for TASC in spite of economic hardships.

TASC was conceptualized by former OSSRD employee Lucia LeDoux, who spent countless hours working with others across the state to develop an effective truancy intervention model. Much appreciation goes to Dr. Mark W. Lipsey, Director of the Peabody Institute at Vanderbilt University, who provided the direction, oversight, and mentoring to OSSRD to develop the TASC evaluation design. We would like to acknowledge the late Dr. Eliot Knowles, former Executive Director of Rutherford House and Caddo TASC leader, whose life example of working with youth inspired many who have worked with TASC over many years. We are appreciative to the state agencies and nonprofit organizations that tirelessly advocated on behalf of TASC and worked to ensure we had statewide data for the evaluation. In particular, we thank Donna Nola-Ganey, former administrator with the Louisiana Department of Education (LDOE) and current LDOE Data Quality Director, Kim Nesmith; Secretary of the Louisiana Department of Public Safety and Corrections, James L. LeBlanc and IT Deputy Director, Melanie Gueho; Dr. Mary L. Livers, Deputy Secretary of the Office of Juvenile Justice and Will Paulson. A special recognition is also extended to the Louisiana District Attorney's Association and Executive Director E. Pete Adams for solid commitment to TASC over the years.

TASC is fortunate to have the on-going support of public officials throughout the state. We express our gratitude to District Attorneys David Burton, Phillip Haney, Robert Levy, John "Schuyler" Marvin, and Hillar C. Moore III. We also extend a special acknowledgement and note of gratitude for their endless support of TASC to Assistant District Attorney Andy Shealy, Judge Marion F. Edwards and Malcolm Myer. In addition, there are many former and current members of the Louisiana Legislature who worked tirelessly on TASC's behalf over the years. We express our special appreciation to Senators John A. Alario, Danny Martiny, Dan Morrish, Sharon Weston Broome, Dan Claitor, John Smith, and former Senator and current Lieutenant Governor Jay Dardenne. We also acknowledge Representatives James R. Fannin, Brett F. Geymann, Patricia Haynes Smith, John Bel Edwards, and former Senator, Lydia P. Jackson.

We would like to acknowledge the role of the Louisiana Commission on Law Enforcement (LCLE) who graciously provided a "home" for TASC in the past few years and the kind assistance of the Louisiana Supreme Court as the program was being implemented.

We acknowledge the work and support of LSU School of Social Work faculty and OSSRD staff over the years and especially recognize Angela Trainham, Leah Courville, Dr. Juan Barthelemy, Rubby Douglas, Dr. Teri Fritsma, Dr. Tai Istre, Alyce Lappin, Sue Maestri, Vicky Tiller,

Siobhan Pietruszkiewicz, and Dr. Denese Vlosky. Former OSSRD graduate assistants, Dr. Xian Guan, Dr. Joanna Thomas, Dr. Heeyoung Kim, and Alice Joseph, made a tremendous contribution to the project including completing research and publications on TASC effectiveness. We also acknowledge Srinivas Thouta and Mallikharjuna Arumalla who were invaluable in keeping the TASC database running.

Finally, we are forever grateful to the TASC directors, case managers and staff who have worked so diligently on behalf of the children and families they serve. We admire their sheer dedication to this work. We appreciate Vi Martin, Calcasieu TASC, who served in a leadership role for the Louisiana TASC association and helped OSSRD coordinate statewide events and meetings. For their constant support and many trips to Baton Rouge and the legislature, we want to acknowledge Patsy Bullock, Myrna Cooley, Claire Daly, Carrie Dean, Charlotte Frederick, Tommy Hebert, Richey Jackson, Scarlett Landry, Patrick Pilie, Jennie Ponder, Tricia Savoy, Sonja Smith, and Gannon Watts.

It has been our pleasure administering the TASC program while always knowing the impact that TASC was having in preventing high-risk children from entering a lifetime of poverty and crime.

Cecile C. Guin, PhD, LCSW
OSSRD Director

Terri Michel, MPA

Renee Boutte Myer, MPA

Judith L. F. Rhodes, PhD, LMSW

Samuel B. Robison, PhD

Jada Thomas-Smith, BS

Wanda M. Azema-Watts, BS

Elizabeth Winchester, PhD

This report was authored by:

Cecile C. Guin, PhD, LCSW
Renee Boutte Myer, MPA
Judith L. F. Rhodes, PhD, LMSW
Samuel B. Robison, PhD
Jada Thomas-Smith, BS
Elizabeth Winchester, PhD

Recommended citation:

Guin, C. C., Myer, R. B., Rhodes, J. L. F., Robison, S. B., Thomas-Smith, J., & Winchester, E. (2013). Truancy Assessment and Service Center (TASC): Final report May 1999 – December 2012.

© 2013 by Louisiana State University, College of Human Sciences and Education, School of Social Work, Office of Social Service Research and Development. All rights reserved. No part of this publication shall be reproduced without the written permission of the copyright holder. Readers may make up to five print copies of this publication at no cost for personal, noncommercial use, provided that each includes a full citation of the source.

Table of Contents

Table of Contents	5
Executive Summary	7
Why Truancy?	8
History of TASC	11
The TASC Program and Process	12
LSU College of Human Sciences & Education, School of Social Work, Office of Social Service Research & Development Leadership and Administration	14
TASC Technology	16
Monitoring and Auditing Protocols.....	17
TASC Evaluation	17
TASC Instruments	18
TASC in Louisiana	20
Louisiana’s Community Context.....	21
Table 1: 2011-2012 Louisiana Kid’s Count Data.....	21
Table 2: 2006- 2011 Louisiana Department of Education (LDOE) Data.....	23
All-Time TASC Data.....	25
Acadia.....	28
Allen	30
Ascension, Assumption, St. James.....	32
Beauregard	34
Bossier, Webster.....	36
Caddo	38
Calcasieu	40
East Baton Rouge.....	42
City Court of Hammond	44
Iberia, St. Martin, St. Mary	46
Jackson	48
Jefferson	50
Jefferson Davis	52
Lafayette.....	54
Lincoln, Union	56
Natchitoches	58
Orleans	60
Ouachita, Morehouse	62
Rapides	64
St. Landry.....	66
St. Tammany, Washington.....	68
Tangipahoa, Livingston, St. Helena	70
Vermilion	72
Beyond TASC	74
TASC Research Initiatives	75
Grants and Awards	83
Benefits to Louisiana	84
National Impact	85
References	87
Appendices	89
Appendix A: Schools with Referrals	89
Appendix B: Service Providers	99
Appendix C: Louisiana Children’s Code	111

Executive Summary

The purpose of this report is to recount the history, development, and accomplishments of the Truancy Assessment and Service Center (TASC) program from its inception through December 2012. TASC originated in a legislative effort to prevent Louisiana's at-risk children from entering a pathway into crime. The TASC program and evaluation were developed by researchers in the Office of Social Science Research and Development (OSSRD) within the LSU College of Human Sciences and Education, School of Social Work. Evaluation and monitoring were conducted by OSSRD via *Louisiana Children's Code* mandates until December 2012 when state budget cuts led to the termination of LSU's evaluative contract.

Information about children served by the 23 TASC sites located within 32 parishes was collected via a web-based case management database during the OSSRD evaluation period. Over 107,000 referrals were received from elementary public schools, which included over 83,000 individual children. After identifying the children most at-risk for continuing problems, TASC case managers met with families and developed over 57,000 family service plans, which included over 58,000 referred services. Data show that children had 7.3 unexcused school absences at referral. Subsequently, children missed, on average, 4.9 more days by the end of the school year. Comprehensive yearly evaluations consistently showed that the TASC program reduced chronic absenteeism among children served.

The report includes the rationale for early truancy intervention, the history of TASC, and components of the TASC program. Information about each TASC site is presented as well as data regarding children served within that TASC site. The report concludes with initiatives, research, and other impacts the TASC program has made on local communities, Louisiana, and the nation.

Why Truancy?

“Preventing truancy requires the support of schools, families, and communities. Truancy prevention efforts are typically school-based, court-based, or community-based. The best efforts incorporate all three components and provide a continuum of prevention and intervention strategies.”

Office of Juvenile Justice and Delinquency Prevention, 2005

Introduction

Truancy is a major problem for children, families, schools, and communities. Research indicates that school administrators name class-cutting and absenteeism among the top disciplinary problems they face. Indeed, some estimates put daily absentee rates as high as 30%, and the increase in juvenile court truancy cases and school dropout suggests that truancy is on the rise in the nation.

Truancy is more than just a nuisance; it is one of the earliest visible signs that a child has started down a pathway to juvenile delinquency, criminal behavior, school failure, and future dropout. In addition to these problems, research suggests truancy is a precursor to a host of other problems later in life: teen pregnancy, limited workforce development and unemployment, domestic violence, a greater likelihood of living in poverty, substance abuse, poor mental health, and dependence on social services.

Because truancy is a clear and early indicator of future problem behavior, truancy intervention is one of the most obvious and cost-effective ways to interrupt the pathway to delinquency, crime, school failure, and dropout. A growing body of research indicates that truancy is not just an individual-level problem, but rather, can stem from problems at the family, school, or community level. This suggests that the most successful interventions will be those that move away from strictly punitive measures and toward a multifaceted approach involving comprehensive assessment, prevention, and treatment. The Louisiana Truancy Assessment and Service Center (TASC) model was designed with this tenet in mind.

Why Truancy?

Truancy, or chronic absenteeism, is one of the earliest identifiable precursors to delinquency and school failure. Research on juvenile delinquency has sometimes overlooked the link between truancy and criminality, focusing instead on more immediate correlates of serious and violent offending. Policy-makers and practitioners, responding to the demands of ordinary citizens who can have a distorted view of delinquency development, often prioritize programs and funding to address more sensational problems, such as school violence, youth gangs, adolescent sexual predators, and drive-by shootings. To be sure, these are critical issues in juvenile delinquency. However, there is a large body of literature suggesting that focusing on *earlier* behaviors and the *beginning* of the pathway into serious, chronic and violent offending is more effective, both in terms of outcomes and cost savings.

A growing body of literature indicates that truancy is a major stepping stone to more serious delinquency, criminal behavior, and school failure and dropout (Bridgeland, Dilulio, & Morrison, 2006; Gandy & Shultz, 2007; Loeber & Farrington, 2000; Teasley, 2004).

There has been new interest in the early precursors of delinquency, largely because of the work of Loeber and Farrington (1998) and their associates. The Office of Juvenile Justice and Delinquency Prevention (OJJDP) sponsored a Study Group on Serious and Violent Offenders that culminated with the report by Loeber and Farrington in 2000. This study group concluded that there was very little known about the earliest behaviors leading to serious and violent offending. Thus, a study group was initiated to focus on very young offenders and the development of their criminality. This study group was also interested in prevention and early intervention strategies that could work *before* the child had accumulated multiple offenses and established a deviant pattern of life (Loeber & Farrington, 2000).

One of the major conclusions from the study group was that serious and violent offending evolves from a “broad pattern of deviant development that *starts with disruptive, non-delinquent behavior*” (Loeber & Farrington, 2000, p.743, emphasis added). Although this type of behavior can involve status and similar offenses, truancy and school related problems are primary examples of the types of disruptive behaviors that are stepping-stones to more serious offending. The early behavior patterns, studied by Loeber and Farrington as a part of the Study Group, as well as other colleagues (Kelley, Loeber, Keenan, & DeLamarte, 1997) identify three distinct pathways among males: the *overt pathway* that includes minor aggression and physical fighting; the *covert pathway*, exemplified by shoplifting, property damage, and other moderate to serious delinquent acts prior to age 15; and the *authority conflict pathway*, described as stubborn, defiant authority behaviors such as truancy, running away, and other status offenses prior to age 12. The authority conflict pathway is the earliest type of behavior that is quite evident in many young children when they reach school age.

Thus, the link between truancy and later criminality has been well established. Moreover, other research indicates that delinquency is not the only negative outcome associated with truancy. Truants are at a higher risk for developing substance abuse problems (Garry, 1996), having poorer health and mental health as adults, maintaining lower paying jobs, having a greater chance for living in poverty, and becoming more reliant on public support (Baker, Sigmon, & Nugent, 2001; Hawkins & Catalano, 1995). There is also a significant link between truancy and marital problems, violence, job problems and social skills (Snyder & Sickmund, 1999). Clearly, truancy is significantly associated with the progression into delinquency, on-going criminality and a host of other problems that lead to unhappy and non-productive adult life paths. Given the evidence from the truancy literature, there is ample justification for truancy intervention efforts. With school cooperation, truancy is a behavior that is relatively easy to identify and measure.

Furthermore, young children and parents who do not have lengthy histories of failure and negative interaction with schools and other socializing institutions are more likely to accept help at the earliest stage of

problem development and identification (Burns et al., 2003). Clearly, the earlier developmental intervention can begin, the greater chance there is that the pathway to delinquency can be prevented or interrupted. Several successful truancy programs focus on educating parents, strengthening family systems, and preventing early failures that can lead to negative attitudes about teachers and schools (Baker et al., 2001).

Truancy and School Dropout

Research shows that there is no one risk factor that can predict school dropout, but truancy, a precursor to many unfavorable life situations, has been identified as an early marker for this vast social problem (Grooters & Failey, 2002). Increasingly, policymakers, educators, and other community stakeholders are seeking effective ways to stem the dropout problem (McCluskey, Bryum, & Patchin, 2004). Research shows that early intervention in elementary grades may reduce later dropout (Epstein & Sheldon, 2002). Alexander, Entwisle, and Kabbani (2001) found that having data about first grade risk factors were better than having data from ninth grade risk factors to predict dropout. Truancy, in as early as first grade, predicts dropout (Epstein & Sheldon, 2002). A number of risk factors contribute to dropout. Dropouts often come from families that are uninterested or unsupportive of education. Dropout is associated with low academic skills, especially in mathematics and reading (Richman, Bowen, & Woolley, 2004).

The problem of truancy, school failure, and dropout is complex and multifaceted. High school dropouts are overly represented among the low socioeconomic, minority, disadvantaged, underachieving, and incarcerated populations (Fraser, 2004). Thirty nine million individuals or 18% of the United States population aged 16 or older who are not enrolled in school lack a high school diploma or General Educational Development (GED) credential (General Educational Development Testing Service [GEDTS], 2006; U.S. Bureau of the Census, 2007). In 2004 in Louisiana, 786,880 individuals lacked a high school diploma or GED or 25.2% of the population aged 25 or older (GEDTS, 2006; Louisiana Department of Education [LDOE], 2006; U.S. Census Bureau, 2007).

There are many costs associated with school dropout. Lack of a high school diploma limits earnings. In 2004, a U.S. Census Report showed that the average annual earnings for dropouts were \$19,182 with average earnings for high school graduates at \$28,631, and average earnings for college graduates at \$50,623 (U.S. Census 2004). This shows that average earnings were over \$9,400 a year more for high school graduates than dropouts. Regarding economic costs of dropout and criminality in Louisiana, a study by Lewis, Terrell, and Guin (2008) found that over a dropout's career, the individual could expect to earn \$318,876 less than a high school graduate.

Examining societal cost benefits, Lochner and Moretti (2004) found that increasing high school graduation rates nationally by one percent would yield \$1.8 billion in societal savings. These savings were primarily due to preventing approximately 94,000 crimes yearly (Lochner & Moretti, 2004). The study by Lewis, Terrell, and Guin (2008) found that the cost to Louisiana for an individual who engages in crime is \$1,686,816. A

Bureau of Justice report indicates that 68% of state prison inmates do not have a high school diploma and that 47% of drug offenders lack a high school diploma or GED credential (Harlow, 2003). Lewis, Terrell, and Guin (2008) found that the TASC model would only need to prevent 12-13 children from dropping out of school to be cost effective; therefore, only a 0.11 percent success rate is needed in a typical year to cover the costs of TASC.

School dropouts experience a myriad of multiple stressors, such as delinquency, teen pregnancy, substance abuse, lower wages, and higher unemployment (Franklin, 1992). Dropouts are also more dependent on public assistance and other social programs. Almost half of families receiving public assistance are headed by a school dropout (Richman et al., 2004). Other societal consequences of school failure include lower family and individual incomes, loss of national income and tax revenue, and higher unemployment as well as increased demand for social services, reduced political participation, and higher health care costs (Richman et al., 2004). Public health concerns are also increased, such as, higher risk of sexually transmitted diseases, and school-age pregnancy (Richman et al., 2004). The relationship of truancy, school dropout, and criminality are closely aligned and the outcomes for individuals, families, and communities are grave.

History of TASC

In 1998, Senator J. Chris Ullo from Jefferson Parish contacted LSU School of Social Work, Office of Social Service Research and Development (OSSRD) to assist him with the development of a program to address children's pathways into crime. OSSRD conducted research into pathways of children who failed in school and eventually dropped out or who progressed into delinquency. As a result, the Truancy Assessment and Service Center (TASC) Program was designed as an attempt to reduce truancy for children in the K-5th grades by screening them to identify those at high-risk for truancy and other academic/behavioral problems, conducting assessments to determine the needs of the child and family, and mandating participation of the child and family in appropriate interventions. The long-term goal of this project was to reduce delinquent behavior and the number of children dropping out of school.

The TASC initiative had been reviewed extensively by legislators in a variety of committees. In 1998, the Senate Committee on Judiciary A held hearings regarding the need for truancy intervention in six areas of the state. The TASC legislation developed during this time and included the following:

- Reducing truancy and its causes are the responsibility of multiple agencies, and TASC programs should include all of the agencies who share that responsibility.
- New "bureaucracies" are not needed or desirable in constructing an effective TASC; rather, TASC funds serve as a resource to encourage the coordination of local efforts to improve school outcomes.

- Coordinated responses to truancy should include dedicating local resources to TASC's interagency partnerships where essential services are lacking to ensure an integrated approach.
- State funds supporting TASC are not to be used to provide physical space for operations.
- TASC partnerships should be cognizant of the need for monitoring and evaluation and committed to examining their outcomes--the ultimate basis on which the legislature will judge program effectiveness.
- Each community receiving TASC funds will be unique in some way. Programs should not be prescriptive, but should reflect the individual character, resource mix and needs of the specific area while remaining true to the TASC purpose and legislative intent.

After these committee hearings, the Louisiana State Legislature, led by advocate Senator Ullo, funded the development of two pilot TASC sites in 1999. The pilot sites were located in Caddo and Jefferson Parishes. Based on the rationale that the most cost-effective way to prevent the development of criminal behavior is early in the developmental life of an individual, the community-based TASC intervention was implemented with K-5th grade children in the school setting. The following year, two additional TASC centers were added in East Baton Rouge and Bossier/Webster Parishes. During the 2001 legislative session, funding was increased to allow for the operation of 11 centers across the state, and in the 2002 legislative session, funding was increased for the operation of 16 centers across the state. TASC success led to the eventual establishment of 23 sites in 32 parishes. Over the past few years, TASC site closures occurred primarily as a result of state budget cuts. OSSRD provided assistance to the local jurisdictions in formulating plans for funding, and was charged by the Louisiana State Legislature to develop and implement a monitoring and evaluation program of TASC sites, and to report to the Legislature on the effectiveness of the programs.

The TASC Program and Process

The TASC program was designed to work with elementary school-age children and their families to decrease chronic school absenteeism. The TASC model delineates five non-negotiable components: 1) kindergarten through 5th grade children and their families are the target population to ensure that issues are addressed holistically among young children; 2) children are identified at five unexcused absences to ensure that the intervention is early and rapid before problems associated with truancy increase; 3) each TASC site is required to form a local advisory board with representatives of child welfare-related agencies to ensure that community support is leveraged; 4) each TASC site must comply with monitoring and auditing protocols and with an annual evaluation to ensure accountability; and 5) each TASC site must use Families in Need of Services (FINS) regulations as codified in the Louisiana Children's Code

(Title VII, Chapter 15, section 791). The sum of these practices guarantees that the TASC program has incorporated family, school and community systems in the treatment of the underlying causes of truancy.

Once children have been identified by schools as having a problem with attendance, the school staff sends demographic, behavioral, academic, and other risk information to the TASC site. The TASC case manager screens the child and determines whether the child and his or her family will receive the low-level or high-level TASC intervention. Children assigned to the low-level intervention have their attendance monitored. Families of these children receive notification of this activity. Families of children assigned to the high-level intervention meet with TASC case managers for a more in-depth assessment. A family service plan is developed to meet identified needs and problems contributing to continuing absences. According to FINS regulations, the family service plan is valid for six months. Besides case management techniques, TASC sites access resources in schools, social service agencies, and other providers in their communities to fulfill the directives described on family service plans. The child's attendance is monitored throughout the school year. Students served by TASC sites who continue to be habitually absent can be petitioned to local juvenile justice systems. Although the judicial process is part of the TASC model, every effort is made to avoid judicial intervention.

All facets of the TASC program are monitored and audited by an evaluation team from Louisiana State University, College of Human Sciences and Education, School of Social Work, Office of Social Service Research and Development (OSSRD). Components of case management, data reporting, and child indicators are assessed via data inputted into the TASC web-based data system and via face-to-face site visits. Regular feedback ensures the fidelity of the program. A comprehensive end of year evaluation additionally provides statistical analysis of attendance and other school-related outcomes.

Divergent Paths of Two Children

The following two accounts describe two young boys with school attendance problems. One boy, Robby, did not receive early intervention services. He is serving a life prison sentence. The other child, Michael, received TASC intervention for his attendance issues. The outcome of their cases is recounted below.

A Child *Not* Treated by TASC

Robby was born prematurely to a single mother in December of 1976. His mother had little education; his father was absent. His family lived in a deteriorating neighborhood. Robby was mildly mentally retarded and suffered from severe visual-motor deficits. He began school in 1981, and began to accumulate excessive absences—missing 32 days of kindergarten, 29 days of 1st grade, and 43 days of 2nd grade. With no coordinated intervention to address this behavior, Robby's absenteeism escalated and he fell drastically behind in school. In 6th grade, he missed 103 days and was illiterate. Robby was charged

with his first crime-criminal trespassing at age 14, when he went swimming in an apartment complex pool. During the next three years, he shuffled between detention centers and youth correctional facilities. At age 18, Robby committed two murders, was sentenced to life in prison and remains in the Louisiana State Penitentiary at Angola today. In addition to the incalculable cost to the families of his murder victims, Robby has cost the tax payers of Louisiana a considerable amount of money. The estimated price tag for Robby's incarceration and pre-incarceration detentions will cost the state over a million dollars (Terrell, Lewis, & Guin, 2008).

A Child Receiving TASC Treatment

Michael was born in October, 1995, to a 16 year old unemployed single mother. Michael had no contact with his father. His mother, who had attended school through the 7th grade, was emotionally abusive. Michael was diagnosed with ADHD and prescribed medication, but his mother sold his medication rather than administering it to her son. Michael began kindergarten in 2002, missing 21 days of school that year. His pattern of absenteeism appeared likely to continue. He had missed 8 days of school in the 1st grade by the time his school referred him to TASC. Upon receiving the referral, the TASC staff gathered information on Michael to investigate the causes of his poor attendance. After recognizing the serious problems in Michael's home life, TASC quickly arranged for psychological evaluation and counseling. Michael attended counseling for one year, and during 2nd grade, he went to live with his grandmother. Michael's grandmother relied heavily on TASC resources after receiving custody of him. Michael missed only four days of school during 2nd grade and participated in a recreation program that summer. TASC closed the case as "successful." Follow-up showed that Michael missed just one day of school in 3rd grade. The estimated cost of Michael's TASC intervention was \$681.00.

LSU College of Human Sciences & Education School of Social Work Office of Social Service Research and Development Leadership and Administration

In addition to informing policy and practice, LSU/SSW/OSSRD provided keen administrative and budgetary oversight to local TASC sites. Yearly contracts were closely monitored by LSU/SSW/OSSRD to ensure TASC sites used funds appropriately. Former LSU President William Jenkins formalized LSU's commitment to helping the State address crime problems by waiving administrative fees charged by the University.

LSU/SSW/OSSRD conducted all fiscal management responsibilities for the local TASC sites, including distribution of funds to individual sub-grantees. Monies received by LSU through the Louisiana State General Fund were awarded to local TASC sites through a designated sub-contractor serving as the fiscal agent for the local truancy program. The sub-contractor selected by the TASC collaborative to serve as the fiscal agent was awarded funds to operate each individual TASC site. These agencies were required to have a history of successful audits for their agency and the infrastructure to support the fiscal activities required to administer TASC funds. Responsibilities included:

- Administration of TASC monies, including receiving and disbursing funds, maintaining financial records, and completing required financial reports
- Maintaining the fiscal infrastructure sufficient to advance TASC payroll and other expenses as necessary
- Maintaining the internal accounting procedures that allowed for the tracking of expenses separate from other programs

Subcontract agreements were developed with the designated fiscal agents for each TASC site. Contractual agreements contained a scope of work and budget that included salaries of TASC employees, professional services, operating expenses, supplies, travel, and other items necessary to implement the program as designed. TASC sites submitted monthly invoices to LSU/SSW/OSSRD to review for compliance of state guidelines. Funds and all reimbursements were reviewed and approved based on the submission of appropriate documentation and compliance.

Beyond the fiscal administrative duties, LSU/SSW/OSSRD provided oversight for policy and legislative concerns. Because the TASC sites operated within elementary schools in their respective parishes, LSU/SSW/OSSRD monitored changes to state-level educational and juvenile justice policies that would impact the TASC program. For example, policy changes affecting absenteeism and status offenses would be broadcast to all sites via the TASC email listserv. LSU/SSW/OSSRD researchers provided expertise on truancy, dropout prevention, and early intervention, which informed best practices among sites and as well as guidance in selection of evidence-based practice and consultation in decision making.

TASC Technology

Case Management System

TASC information regarding each child served—data on referrals, screening, assessment, intervention, and continued monitoring—was captured in a web-based database managed by LSU/OSSRD. This database was developed by a contracted data system firm. It was maintained and updated by IT assistance funded and supervised by LSU/SSW/OSSRD. LSU/SSW/OSSRD developed a database manual which provided detailed instructions on data entry as well as regular database training classes to ensure that TASC sites were using the database correctly and that accurate data were being entered into the database. Each TASC site was responsible for collecting and entering required program information into the Case Management System in a timely manner. Based on this information, LSU/SSW/OSSRD analyzed these data and supplied monthly feedback to each TASC site. This continuous feedback helped individual TASC sites identify strengths and weaknesses, and the feedback facilitated improvement of the intervention processes. These data also provided the basis for LSU/SSW/OSSRD's annual TASC site reports as well as quantitatively-oriented research on TASC (each discussed later in this report). Additionally, customized data reports were provided to TASC sites when requested. Yearly reports and presentations were presented to the state legislature and other interested stakeholders.

Service Management and Recordkeeping Tool (SMART)

The Service Management and Recordkeeping Tool (SMART) was a web-based database created, managed, and analyzed by LSU/SSW/OSSRD. It was first employed in the fall of 2012, and thus was only used for half a school year. Extensive funding cuts forced the termination of the SMART.

The SMART provided enhancement of case management practices. It was designed to improve the collection and reporting of service and case management information. The SMART was utilized for high-risk children, and facilitated interaction with the child and family by tracking service referral and case management activity. The SMART promoted timely follow-up and was utilized as a scheduling/reminder tool. It allowed easy and efficient documentation, providing a summary and timeline at a glance of the child's involvement with TASC. The SMART also promoted supervision by TASC directors/coordinators. The SMART provided researchers with data from the array of the many case management activities that may often be the difference between a successful and unsuccessful intervention.

Monitoring and Auditing Protocols

Legislation in the Louisiana Children's Code (Title VII, Chapter 15, section 791) dictates that face-to-face monitoring be an ongoing part of the TASC process evaluation. The LSU/SSW/OSSRD evaluation team conducted routine site visits at all programs twice a year to monitor implementation of research-based principles included in the TASC model. Routine site visits included an interview with the program director/coordinator and staff, direct observation of at least two family conferences, data audits for quality assurance, and a qualitative case file review. If specific problems were identified, feedback and technical assistance were provided to resolve barriers to implementation. Additional site visits were conducted at the program director/coordinator's request to address areas of concern. LSU/SSW/OSSRD supplied scheduled feedback to each TASC site in the form of monthly cumulative reports that included performance on process indicators.

The data gathered in the bi-annual site visits and monthly process reports were incorporated in the annual evaluation report. The monitoring and auditing process allowed a continual loop of feedback received each month for each site.

TASC Evaluation

End of Year Evaluation Report

Each year, LSU/SSW/OSSRD conducted an evaluation of each TASC site, including its performance across various components of program implementation, context, and outcomes. The overarching question in the process of evaluating TASC was: How well are TASC sites implementing the TASC model? Answering this question involved evaluating the TASC offices on four unique dimensions: (1) outcomes; (2) implementation of the TASC process; (3) stability and organization; and (4) data collection and documentation.

To address these areas of concern, LSU/SSW/OSSRD employed a variety of data sources, including case management data that TASC staff were required to enter into the web based TASC Case Management System; advisory board meeting minutes; observation of family conferences; interviews with TASC directors; and review of case files.

Additional Program Evaluation Efforts

Though the annual end of year evaluation report was a systematic, comprehensive means of examining and providing feedback to sites each year, LSU/SSW/OSSRD and research partners undertook

even more rigorous TASC program evaluation efforts. These efforts resulted in the publication of a peer-reviewed regression discontinuity research project examining one TASC site using sophisticated statistical procedures in order to measure program effectiveness over the course of TASC treatment (Thomas, Lemieux, Rhodes, & Vlosky, 2011). The analysis showed that the TASC intervention was effective in reducing truancy.

Equally important to the reduction of truancy examined in the published research described above are questions concerning the long term effects of the TASC process such as: (1) is participation in the TASC process effective in reducing truancy in years following TASC treatment?; and (2) are children who receive TASC services less likely to enter the juvenile justice system, drop out of school, or become pregnant as teens? LSU/SSW/OSSRD was in the process of conducting this type of research on all TASC sites when funding cuts ended its official involvement with TASC. Nonetheless, intervention research examining TASC is still being planned by LSU/SSW/OSSRD so that the longer-term effects of TASC may be better understood by interested observers.

TASC Instruments

All information gathered by TASC developed instruments were entered into the TASC Case Management System database. Data collected were used for program implementation, evaluation, and research. TASC instruments are the intellectual property and copyright of the Louisiana State University, College of Human Sciences and Education, School of Social Work, Office of Social Service Research and Development.

TASC Referral Form

Referral to the TASC intervention is early and rapid, as referrals are activated by five or fewer unexcused absences during a school year. Staff at the child's school completed the TASC Referral Form, which collected pertinent demographic, behavioral and school-related information associated with at-risk children.

TASC Risk Indicator Survey I (RISK-I)

School teachers completed the TASC Risk Indicator Survey I form (RISK-I), a single-page assessment checklist composed of 54 items in 12 broad categories. The TASC RISK-I was developed by TASC program evaluators and measures behaviors that place children at risk for problems associated with truancy. The RISK-I is reliable and valid for elementary school-aged children (Kim and Barthelemy, 2010).

TASC Risk Indicator Survey II (RISK-II)

The TASC Risk Indicator Survey II assessment checklist (RISK-II) consists of 47 items in 6 broad areas that measure the specific needs of the child and family. The TASC RISK-II was completed by TASC case managers after meeting with families of high-risk children. The comprehensive TASC RISK-II assessment enabled TASC case managers to properly link high-risk children and their families to resources and services available in the school and community.

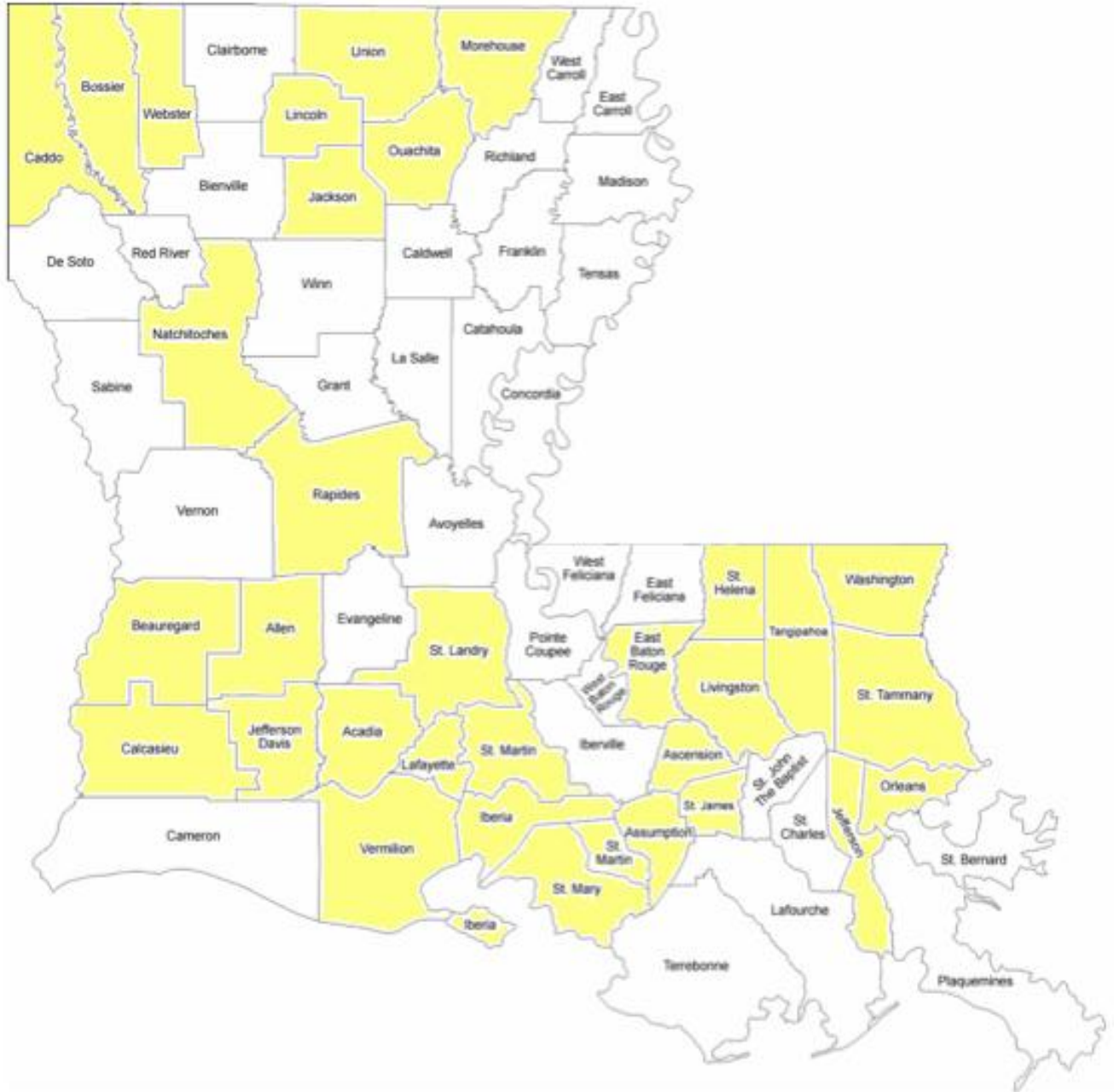
TASC Informal Family Service Plan Agreement

Together with the family, TASC Case Managers collaborated on the TASC Informal Family Service Plan Agreement (IFSPA), which was both a legal contract and service plan. Parent and guardian's signatures ensured that all parties would work together with the TASC site to ensure the child's school attendance and would participate in services designated to address truancy problems. According to The Louisiana Children's Code, the TASC service plan is valid for six months, and if necessary, it may be extended for an additional six months. Revisions or extensions to the TASC service plan required the TASC case manager and child's parent or guardian to complete a TASC Revised/Extended Informal Family Service Plan Agreement.

TASC Global Assessment Instrument

In order to coordinate services that met the child's needs, TASC case managers completed the TASC Global Assessment Instrument, an 11-item checklist. The TASC case manager matched appropriate resources and services to the identified needs. Child and family needs included mental health, physical health, and substance abuse problems; family-related problems; child behavior and academic problems; and abuse/neglect.

TASC in Louisiana



Louisiana's Community Context

Table 1

Louisiana Kid's Count Data 2011-2012

Location	Graduation Rate (%)	Dropout Rate (%)	Free/Reduced Lunch Rate (%)		Youth Under Supervision Rate		
	All	All	Black	White	Black	White	All
Louisiana	70.9	14.6	87.2	45.9	11.1	5.5	6.4
Acadia	75.3	11.5	93.3	59.6	13.7	3.3	5.6
Allen	82.2	6.6	86.2	57.8	12.7	10.3	10.8
Assumption	72.7	12.5	92.0	48.6	10.6	~	5.5
Ascension	80.6	7.4	81.9	29.6	5.1	1.1	2.2
Beauregard	86.2	<5.0	73.8	47.4	~	6.6	7.1
Bossier	77.0	9.9	76.9	27.5	20.4	8.3	11.3
Caddo	61.5	22.7	83.6	31.0	10.1	2.1	6.6
Calcasieu	78.0	10	84.5	46.3	3.5	1.4	2
City Court of Hammond	78.0	11.4	83.3	43.7	7.7	3.2	3.5
East Baton Rouge	62.3	20.4	85.0	34.0	7.6	1.2	2.1
Iberia	69.7	13.8	90.3	51.6	25.2	5.9	13.1
Jackson	80.9	11.3	88.4	45.2	~	~	7.7
Jefferson	67.0	18.3	87.7	58.6	4.7	1.1	2.3
Jefferson Davis	85.2	<5.0	84.6	50.5	~	4.4	4.9
Lafayette	73.2	15.0	86.4	36.6	16.1	3.5	7.6
Lincoln	84.2	7.0	84.1	34.0	15.4	4.6	9.7
Livingston	78.0	11.4	83.3	43.7	7.7	3.2	3.5
Morehouse	61.0	28.7	91.9	65.9	27.3	7.7	18.6
Natchitoches	68.7	19.5	90.1	50.6	14.1	3.0	8.2
Orleans	93.5	<5.0	88.1	28.9	8.4	~	6.4
Ouachita	72.9	13.1	87.6	39.4	16.1	4.1	9.5
Rapides	67.8	18.5	82.5	47.4	6.2	1.4	3.2
St. Helena	54.3	20.7	91.0	85.9	~	~	~

Louisiana Kid's Count Data 2011-2012 Continued

Location	Graduation Rate (%)	Dropout Rate (%)	Free/Reduced Lunch Rate (%)		Youth Under Supervision Rate		
	All	All	Black	White	Black	White	All
St. James	75.0	12.0	90.7	29.8	~	~	~
St. Landry	66.7	18.4	93.8	66.9	13.6	5.4	9.3
St. Martin	69.7	12.4	90.2	54.3	32.8	11.9	19.3
St. Mary	69.7	13.1	89.1	52.6	17.3	6.4	10.2
St. Tammany	79.3	10.0	81.0	36.3	13.5	5.3	6.2
Tangipahoa	71.6	14.7	92.7	54.4	11.7	2.6	6.0
Union	60.0	26.1	93.8	59.0	25.7	10.6	15.8
Vermilion	78.2	7.0	90.7	46.6	28.7	6.0	10.2
Washington	79.1	11.1	95.1	78.0	19.9	8.0	12.4
Webster	73.2	11.9	83.1	44.7	17.3	3.4	~

Table 2*2006- 2011 Louisiana Department of Education (LDOE) Data*

Location	Expenditure per Pupil	Popula- tion	Pop % White	Pop % Black	Median Household Income	% of Persons Below Poverty	% of Children Below Poverty	Teen Pregnancy Rate	Unemploy- ment Rate
Louisiana	\$11,234	4,601,893	52.5	37.8	42,510	18.4	27.0	52.6	7.3
Acadia	\$9,281	61,773	73.4	21.4	36,814	20.2	30.0	69.4	6.3
Allen	\$10,733	25,764	69.4	20.9	\$35,711	16.8	27.0	67.3	9.9
Assumption	\$11,389	23,421	59.0	36.1	\$43,503	18.0	23.0	46.9	10.9
Ascension	\$10,346	107,215	66.1	24.7	\$62,069	11.1	19.0	43.7	6.8
Beauregard	\$9,029	35,654	77.6	12.4	\$43,672	14.3	22.0	55.6	7.9
Bossier	\$9,493	116,979	61.7	24.5	\$48,957	13.9	22.0	51.7	5.7
Caddo	\$10,903	254,969	55.9	37.2	\$37,739	20.1	31.0	67.4	7.2
Calcasieu	\$9,635	192,768	62.4	29.3	\$40,928	17.1	24.0	55.1	6.9
City Court of Hammond	\$8,482	128,026	87.5	5.9	\$53,125	11.0	17.0	54.6	7.0
East Baton Rouge	\$11,618	440,171	33.9	57.3	\$44,911	18.3	26.0	38.6	7.2
Iberia	\$9,606	73,240	50.9	39.5	\$40,914	20.3	35.0	64.7	7.0
Jackson	\$10,247	16,274	63.9	31.6	\$36,312	15.9	27.0	58.2	8.0
Jefferson	\$11,808	432,552	44.9	34.2	\$46,500	15.1	25.0	45.3	6.8
Jefferson Davis	\$10,252	31,594	73.3	19.8	\$39,246	17.4	27.0	50.7	6.1
Lafayette	\$10,198	221,578	58.8	32.2	\$48,295	16.1	22.0	45.6	5.5
Lincoln	\$9,951	46,735	49.7	44.0	\$36,532	27.7	32.0	23.7	8.7
Livingston	\$8,482	128,026	87.5	5.9	\$53,125	11.0	17.0	54.6	7.0
Morehouse	\$10,534	29,526	39.4	57.2	\$29,526	28.4	41.0	100.2	13.7
Natchitoches	\$9,564	39,566	43.3	49.8	\$32,055	28.4	34.0	45.1	8.4
Orleans	\$12,420	343,829	16.8	72.8	\$36,525	25.7	41.0	48.7	8.8
Ouachita	\$10,048	153,720	49.9	44.8	\$37,728	21.9	28.0	64.3	7.7
Rapides	\$9,007	131,613	53.6	38.3	\$39,693	18.8	29.0	62.5	7.1
St. Helena	\$10,679	11,203	35.9	61.3	\$32,936	24.3	39.0	51.9	12.8
St. James	\$12,843	22,102	41.0	55.6	\$45,829	14.7	24.0	43.8	12.1

2006- 2011 Louisiana Department of Education (LDOE) Data Continued

Location	Expenditure per Pupil	Population	Pop % White	Pop % Black	Median Household Income	% of Persons Below Poverty	% of Children Below Poverty	Teen Pregnancy Rate	Unemployment Rate
St. Landry	\$9,550	83,384	47.7	47.1	\$33,466	27.4	36.0	64.2	7.8
St. Martin	\$9,163	52,160	57.0	36.6	\$39,444	18.1	34.0	56.5	6.9
St. Mary	\$10,231	54,650	49.6	36.9	\$40,193	20.1	32.0	74.5	9.2
St. Tammany	\$11,349	233,740	75.4	14.1	\$59,389	10.1	14.0	29.2	5.7
Tangipahoa	\$8,873	121,997	53.9	38.8	\$37,454	22.1	30.0	56.8	9.0
Union	\$11,265	22,721	57.2	33.8	\$36,863	23.0	34.0	65.0	8.0
Vermilion	\$9,418	57,999	73.0	18.7	\$43,498	17.8	26.0	61.0	6.6
Washington	\$10,771	47,168	58.9	36.6	\$30,950	27.4	37.0	56.9	9.9
Webster	\$9,622	41,207	55.7	38.8	\$35,861	21.3	32.0	70.5	7.9

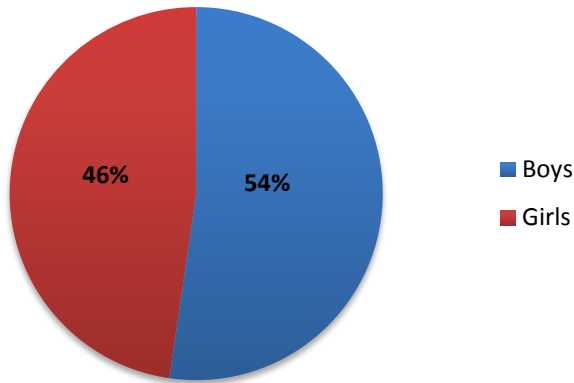
All-Time TASC Data

TASC Program Referral Information from 2001-2002 through 2012-2013 Academic Year
(Data through 12/31/2012 unless otherwise noted)

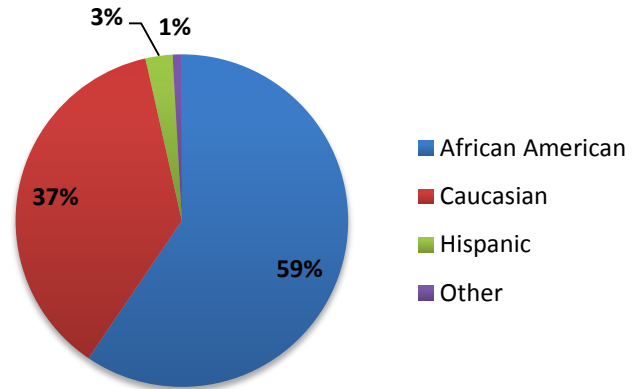
Academic Year	Number of referrals	Number of family service plans (High-risk children only through 6/30/2012)	Number of services included on family service plan
01-02	6,215	3,374	14
02-03	8,790	5,073	199
03-04	12,092	6,438	1,704
04-05	13,188	6,909	9,560
05-06¹	9,763	4,827	6,214
06-07	11,030	5,147	6,254
07-08	10,156	5,510	7,701
08-09	12,013	5,866	6,847
09-10	10,097	5,433	7,647
10-11²	6,302	3,856	6,305
11-12³	5,646	3,402	6,208
12-13⁴	2,448	1,597	~ ⁵
Total	107,740	57,432	58,653

Average of Unexcused Absences at Referral ⁵ (Through 6/30/2012)	Average Unexcused Absences after Referral ⁶ (Through 6/30/2012)
7.3 Days	4.9 Days

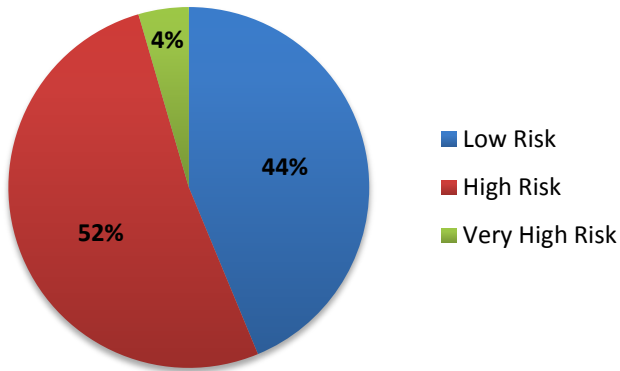
Referrals by Gender



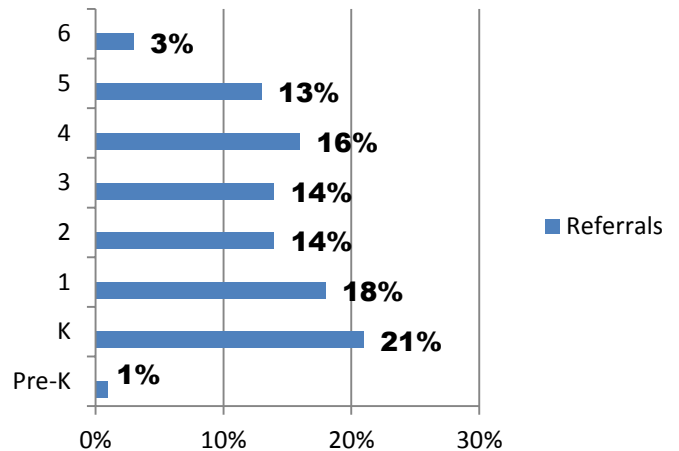
Referrals by Race



Referrals by Risk Status



Referrals by Grade



¹ Ouachita, Orleans, Rapides, and City Court of Hammond were excluded from analysis in 2005-2006 due to the TASC sites closing after Hurricane Katrina

² Ascension, Assumption & St. James and Caddo Parish TASC sites were excluded from analysis in 2010-2011 due to mid-year closures

³ Caddo TASC restarts in March 2012/closed June 2012 and not included in these numbers

⁴ Data collected through December 31, 2012 for the referral year 2012-2

⁵ No services are reported for the 2012-2013 school year due to termination of the OSSRD evaluation and the SMART instrument.

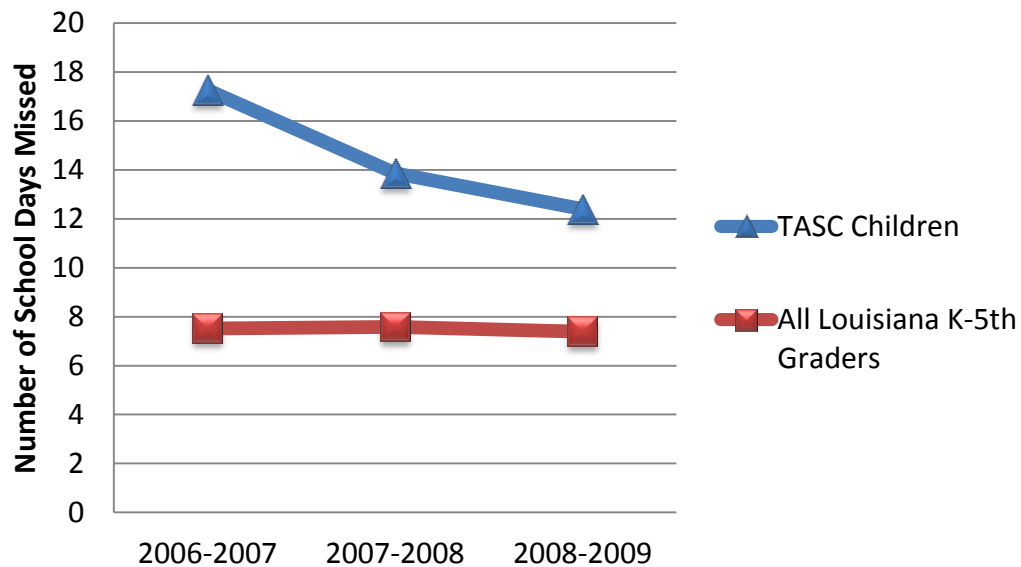
⁶ Criteria used to calculate Absences at and after Referral:

- Unexcused absences at and after referral could not be null
- A final attendance check had to be completed in the months of May or June to be included

TASC Shows Results in Reducing Absences

During the 2006-2007 school year, children served by TASC missed over 17 days of school, on average (including both unexcused and excused absences). In the following year, those same children missed less than 14 days of school, and in the 3rd year, they missed just over 12 days. Thus, there was a long-term trend of increased school attendance in years following TASC involvement. All comparable children in Louisiana public schools (K-5th graders) had a more stable trend over this time frame—missing about 7 ½ days of school over each of the 3 years examined. This suggests that TASC had a continuing, long-term effect of improving attendance levels for those served by TASC in years following TASC involvement. TASC children are identified as having the highest truancy risk among all school children. Without intervention, it would be expected that these high truancy rates would not decrease, and may even escalate.

Number of School Days Missed by TASC Children and All Louisiana K-5th Graders



Acadia
15th Judicial District Court
(Dates of Operation July 2001-December 2012)

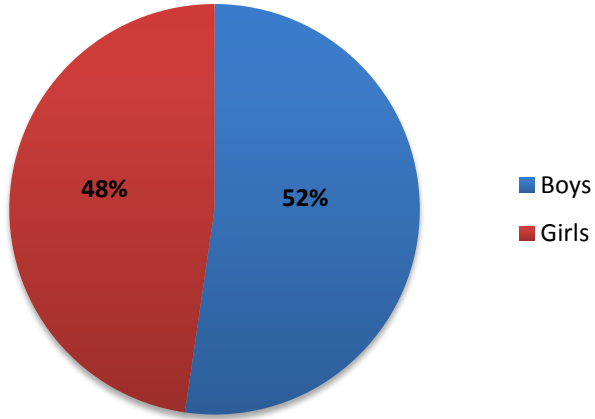
Fiscal Agency	Lead Agency	Operating Address
Crowley City Court Court Administration Post Office Box 225 Crowley, LA 70527	Fifteenth Judicial District Court District Attorney Post Office Box 288 Crowley, Louisiana 70527-0288	Armstrong Middle School 700 Martin Luther King Drive Rayne, LA 70534

All-Time Acadia TASC Data
Number of Children Served: 3,574

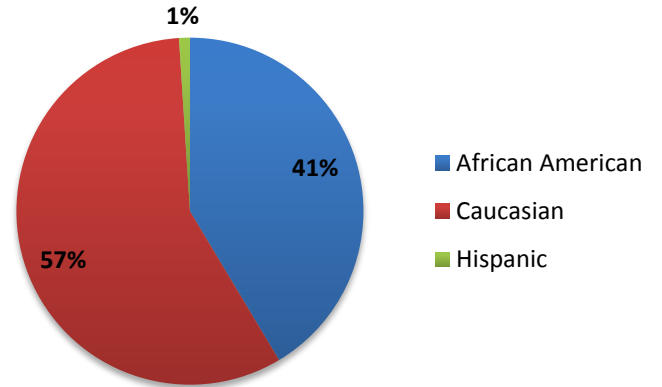
Academic Year	Number of Referrals	Number of Family Service Plans (High-Risk Children Only: Through 6/30/2012)	Number of Services
01-02	184	234	0
02-03	594	426	0
03-04	730	301	47
04-05	692	314	440
05-06 ¹	589	287	407
06-07	483	285	419
07-08	498	276	383
08-09	592	275	313
09-10	586	230	294
10-11 ²	252	121	79
11-12 ³	240	115	84
12-13 ⁴	87	48	~
Total	5,527	2,912	2,466

Average of Unexcused Absences at Referral⁵ (Through 6/30/2012)	Average Unexcused Absences after Referral⁵ (Through 6/30/2012)
7.4 days	5.7 days

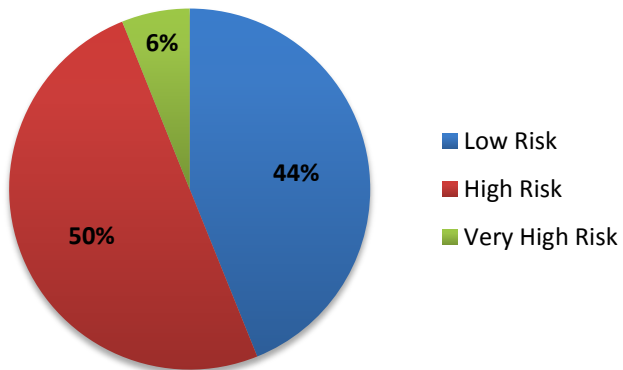
Referrals by Gender



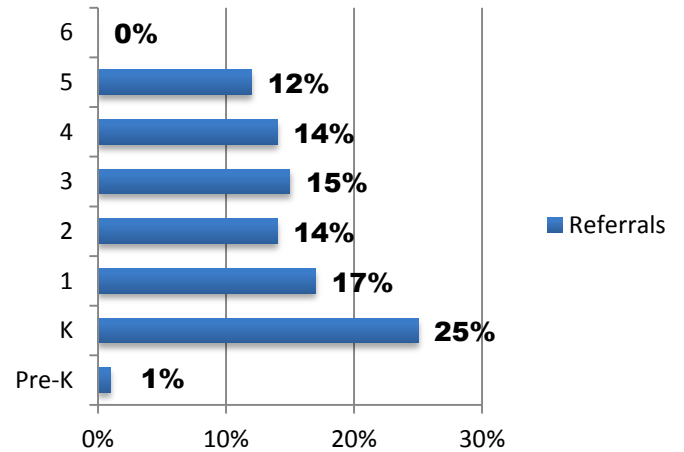
Referral by Race



Referrals by Risk Status



Referrals by Grade



⁴ Data collected through December 31, 2012 for the referral year 2012-2013

⁵ Criteria used to calculate absences at and after referral:

- Unexcused absences at and after referral could not be null
- A final attendance check had to be completed in the months of May or June to be included

Allen
33rd Judicial District Court
(Dates of Operation July 2006- June 2007)

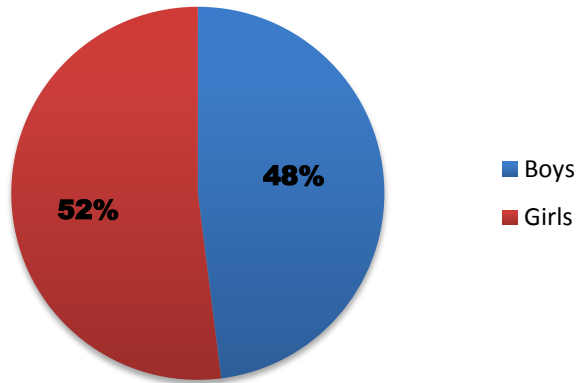
Fiscal Agency	Lead Agency	Operating Address
Allen Parish District Attorney's Office 105 South 5 th Street Oberlin, LA 70655	Same as Fiscal	Same as Fiscal

All-Time Allen TASC Data
Number of Children served: 100

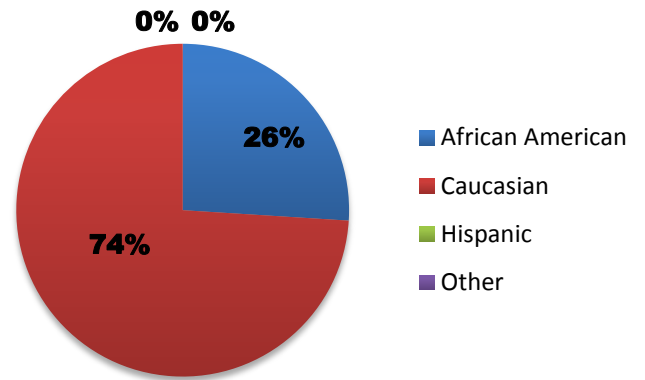
Academic Year	Number of Referrals	Number of Family Service Plans (High-Risk Children Only: Through 6/30/2012)	Number of Services
06-07	100	28	29
Total	100	28	29

Average of Unexcused Absences at Referral⁵ (Through 6/30/2012)	Average Unexcused Absences after Referral⁵ (Through 6/30/2012)
6.6 days	2.2 days

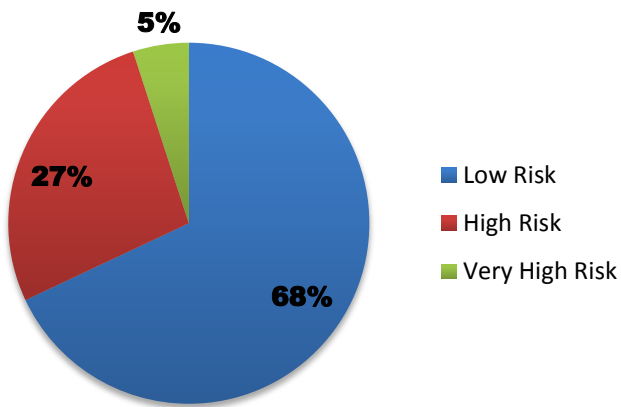
Referrals by Gender



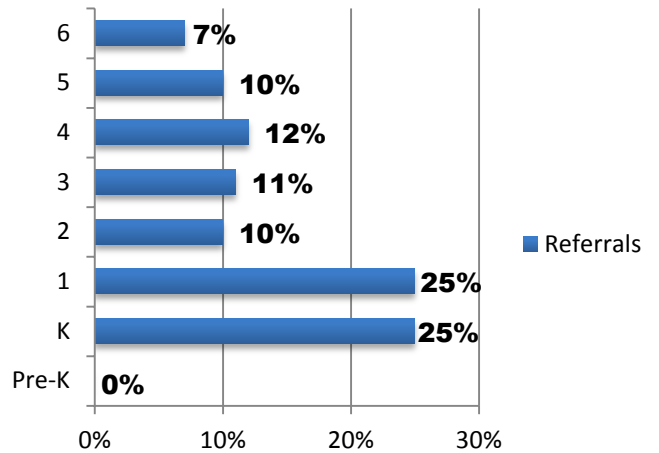
Referrals by Race



Referrals by Risk Status



Referrals by Grade



⁴ Data collected through December 31, 2012 for the referral year 2012-2013

⁵ Criteria used to calculate absences at and after referral:

- Unexcused absences at and after referral could not be null
- A final attendance check had to be completed in the months of May or June to be included

Ascension, Assumption, St. James 23rd Judicial District Court

(Dates of Operation July 2006- Closed November 2010)

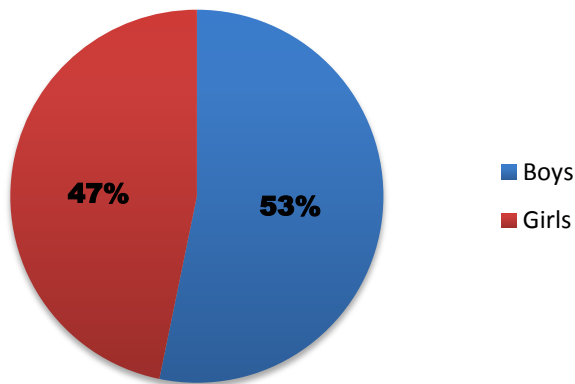
Fiscal Agency	Lead Agency	Operating Address
Ascension Parish School Board P.O. Box 189 Donaldsonville, LA 70349	23rd Judicial District Court FINS/TASC 611-4 N. Burnside Gonzales, LA 70737	<p style="text-align: center;">Ascension Parish Office – East 611-4 N. Burnside Gonzales, LA 70737</p> <p style="text-align: center;">Ascension Parish Office – West 419 Memorial Drive Donaldsonville, LA 70346</p> <p style="text-align: center;">St. James Parish Office 1410 Buddy Whitney Street Lutcher, LA 70071</p>

All-Time Ascension, Assumption, St. James TASC Data Number of Children served: 2,202

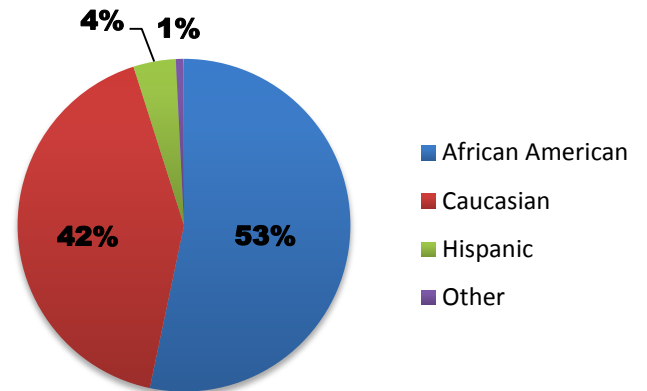
Academic Year	Number of Referrals	Number of Family Service Plans (High-Risk Children Only: Through 6/30/2012)	Number of Services
06-07	683	139	49
07-08	842	296	593
08-09	587	221	223
09-10	554	172	142
Total	2,666	828	1,007

Average of Unexcused Absences at Referral ⁵ (Through 6/30/2012)	Average Unexcused Absences after Referral ⁵ (Through 6/30/2012)
7.4 days	5.0 days

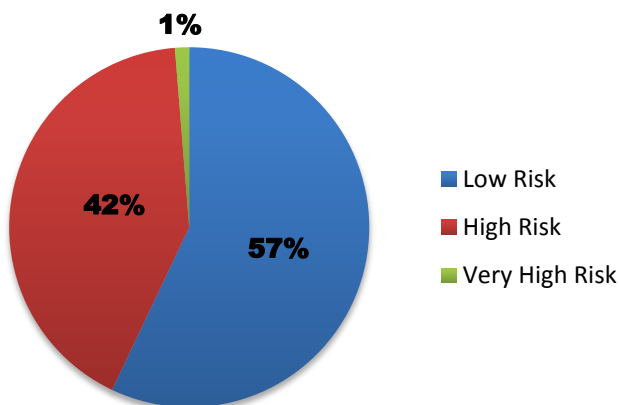
Referrals by Gender



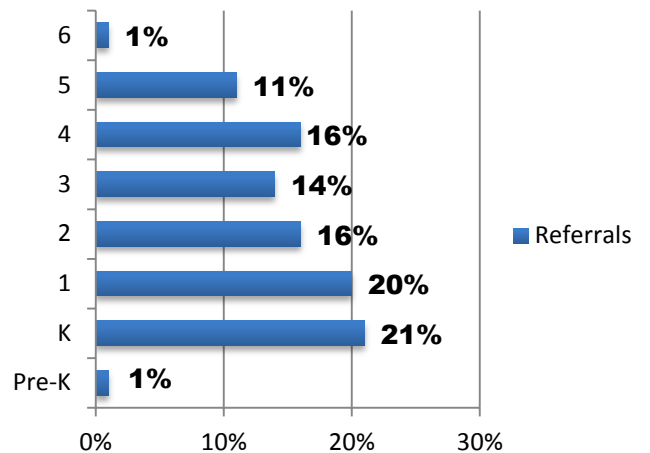
Referrals by Race



Referrals by Risk Status



Referrals by Grade



² Ascension, Assumption & St. James and Caddo TASC sites were excluded from analysis in 2010-2011 due to mid-year closures

³

⁴ Data collected through December 31, 2012 for the referral year 2012-2013

⁵ Criteria used to calculate absences at and after referral:

- Unexcused absences at and after referral could not be null
- A final attendance check had to be completed in the months of May or June to be included

Beauregard 36th Judicial District Court

(Dates of Operation July 2008- December 2012)

Fiscal Agency	Lead Agency	Operating Address
Beauregard Parish District Attorney's Office 124 South Stewart Street DeRidder, LA 70634	Same as Fiscal	Same as Fiscal

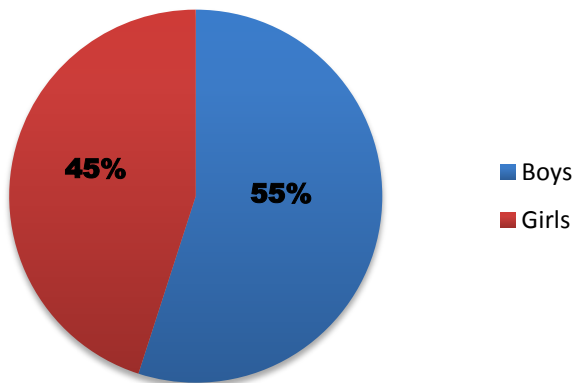
All-Time Beauregard TASC Data

Number of Children served: 734

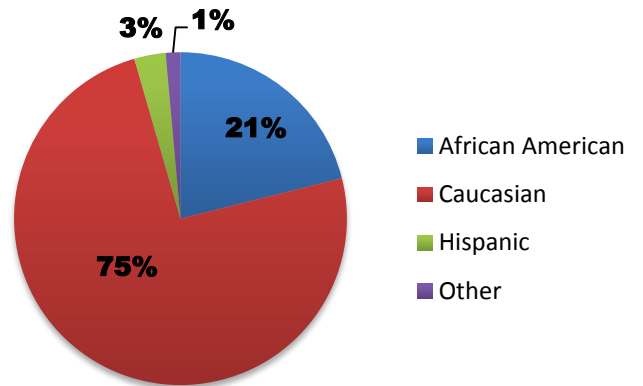
Academic Year	Number of Referrals	Number of Family Service Plans (High-Risk Children Only: Through 6/30/2012)	Number of Services
08-09	194	88	165
09-10	305	153	362
10-11²	172	105	207
11-12³	174	113	268
12-13⁴	70	58	~
Total	915	517	1,002

Average of Unexcused Absences at Referral⁵ (Through 6/30/2012)	Average Unexcused Absences after Referral⁵ (Through 6/30/2012)
5.5 days	1.8 days

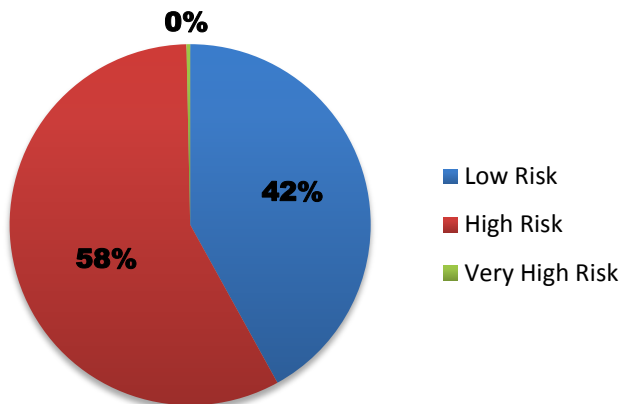
Referrals by Gender



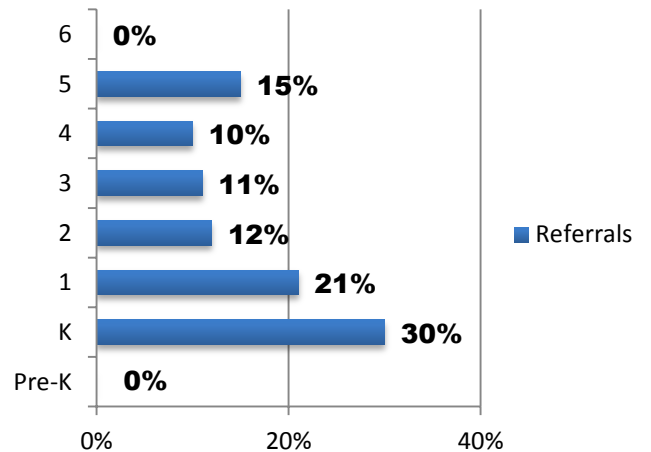
Referrals by Race



Referrals by Risk Status



Referrals by Grade



⁴ Data collected through December 31, 2012 for the referral year 2012-2013

⁵ Criteria used to calculate absences at and after referral:

- Unexcused absences at and after referral could not be null
- A final attendance check had to be completed in the months of May or June to be included

Bossier, Webster
26th Judicial District Court
(Dates of Operation July 2000-December 2012)

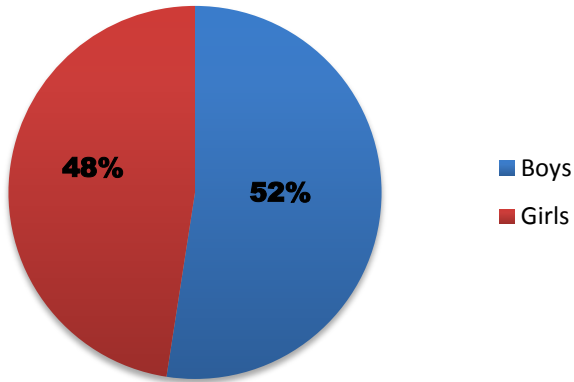
Fiscal Agency	Lead Agency	Operating Address
Bossier/ Webster Parish District Attorney's Office J. Schuyler Marvin P.O. Box 69 Benton, LA 71006	Same as Fiscal	Bossier Office 3022 Old Minden Road Suite 211 (2nd Floor) Bossier City, LA Webster Office 609 Sibley Road Minden, LA 71055

All-Time Bossier, Webster TASC Data
Number of Children served: 5,590

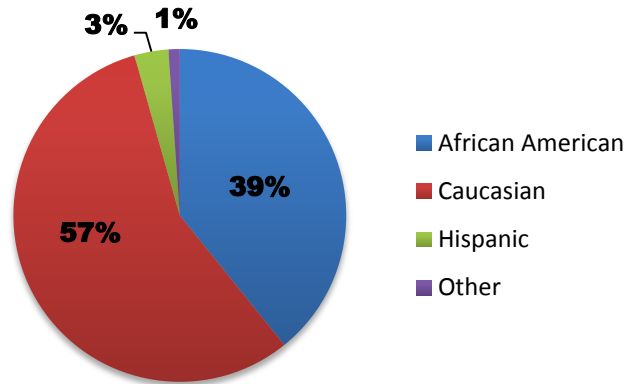
Academic Year	Number of Referrals	Number of Family Service Plans (High-Risk Children Only: Through 6/30/2012)	Number of Services
01-02	382	126	0
02-03	768	296	0
03-04	965	491	20
04-05	698	362	326
05-06¹	779	457	360
06-07	793	453	387
07-08	597	395	497
08-09	565	329	267
09-10	529	365	375
10-11²	548	399	461
11-12³	484	348	657
12-13⁴	210	145	~
Total	7,318	4166	3,350

Average of Unexcused Absences at Referral⁵ (Through 6/30/2012)	Average Unexcused Absences after Referral⁵ (Through 6/30/2012)
6.3 days	4.6 days

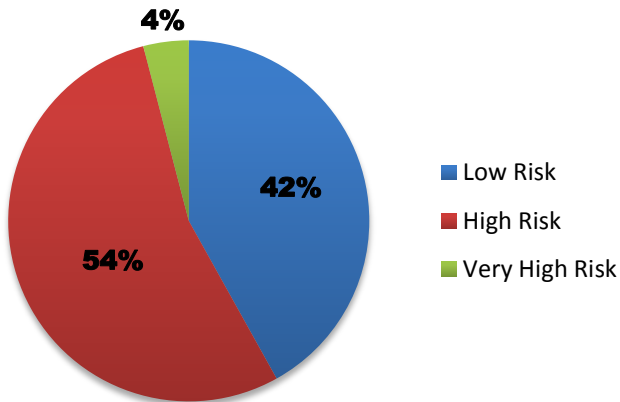
Referrals by Gender



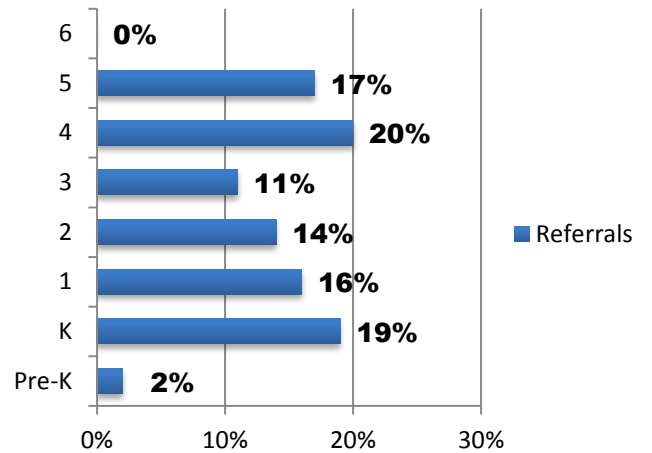
Referrals by Race



Referrals by Risk Status



Referrals by Grade



⁴ Data collected through December 31, 2012 for the referral year 2012-2013

⁵ Criteria used to calculate absences at and after referral:

- Unexcused absences at and after referral could not be null
- A final attendance check had to be completed in the months of May or June to be included

Caddo (Pilot Program) 1st Judicial District Court

(Dates of Operation 1999- November 2010; Reopened January 2012- June 1012)

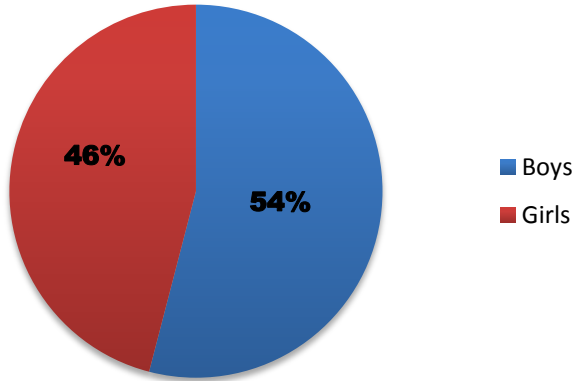
Fiscal Agency	Lead Agency	Operating Address
Rutherford House, Inc. 1707 Line Avenue Shreveport, La. 71101	Caddo Juvenile Court 1835 Spring Street Shreveport, La. 71101	Caddo TASC 225 Wyandotte Street Shreveport, La. 71101

All-Time Caddo TASC Data Number of Children served: 5,954

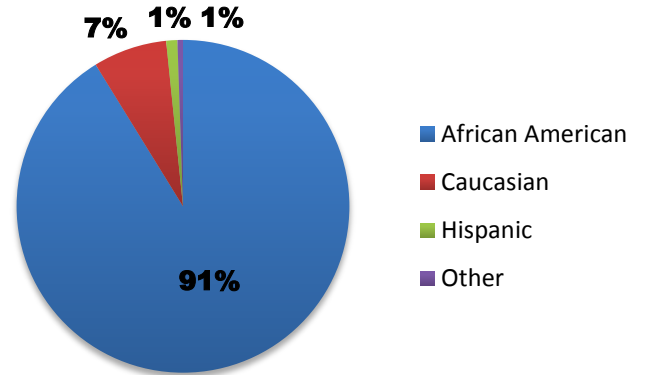
Academic Year	Number of Referrals	Number of Family Service Plans (High-Risk Children Only: Through 6/30/2012)	Number of Services
01-02	831	254	0
02-03	730	552	48
03-04	570	379	233
04-05	775	514	797
05-06 ¹	1507	579	925
06-07	909	262	313
07-08	915	428	358
08-09	897	564	448
09-10	508	408	497
10-11 ²	0	0	0
11-12 ³	0	0	0
12-13 ⁴	0	0	0
Total	7642	3940	3619

Average of Unexcused Absences at Referral ⁵ (Through 6/30/2012)	Average Unexcused Absences after Referral ⁵ (Through 6/30/2012)
8.5 days	6.5 days

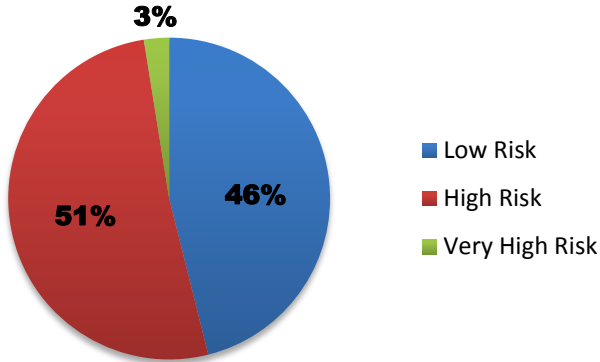
Referrals by Gender



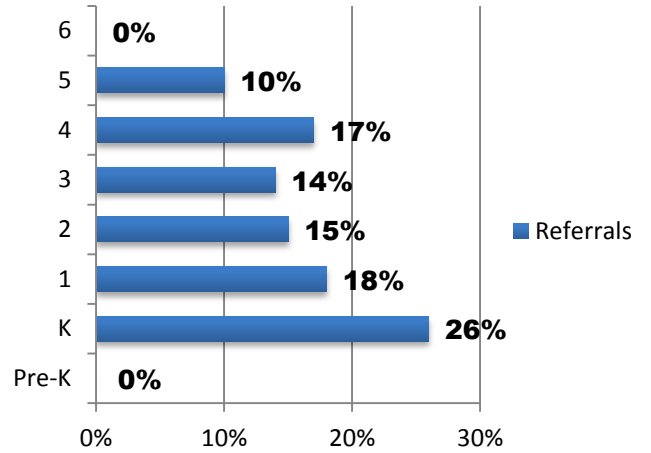
Referrals by Race



Referrals by Function Status



Referrals by Grade



² Ascension, Assumption & St. James and Caddo Parish TASC sites were excluded from analysis in 2010-2011 due to mid-year closures

³ Caddo TASC restarts in March 2012/closed June 2012 and not included in these numbers

⁴ Data collected through December 31, 2012 for the referral year 2012-2013

⁵ Criteria used to calculate absences at and after referral:

- Unexcused absences at and after referral could not be null
- A final attendance check had to be completed in the months of May or June to be included

Calcasieu 14th Judicial District Court

(Dates of Operation October 2001- December 2012)

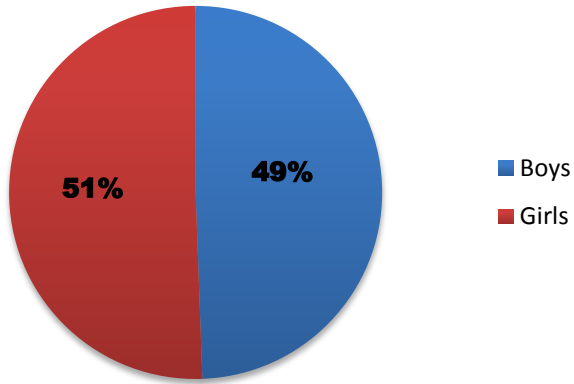
Fiscal Agency	Lead Agency	Operating Address
Calcasieu Parish Police Jury Office of Juvenile Justice 3615 East Prien Lake Road Lake Charles, LA 70602	Same as Fiscal	Same as Fiscal

All-Time Calcasieu TASC Data Number of Children served: 3,161

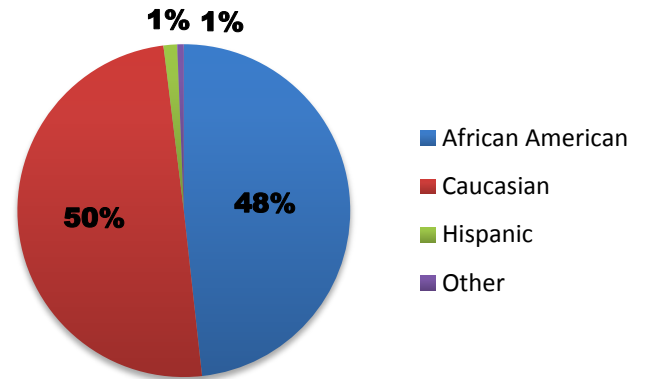
Academic Year	Number of Referrals	Number of Family Service Plans (High-Risk Children Only: Through 6/30/2012)	Number of Services
01-02	318	289	0
02-03	243	215	0
03-04	388	302	0
04-05	415	309	738
05-06 ¹	349	214	517
06-07	448	246	576
07-08	380	187	322
08-09	417	162	256
09-10	405	225	264
10-11 ²	321	148	176
11-12 ³	311	165	306
12-13 ⁴	90	63	~
Total	4,085	2,525	3,155

Average of Unexcused Absences at Referral ⁵ (Through 6/30/2012)	Average Unexcused Absences after Referral ⁵ (Through 6/30/2012)
9.3 days	4.5 days

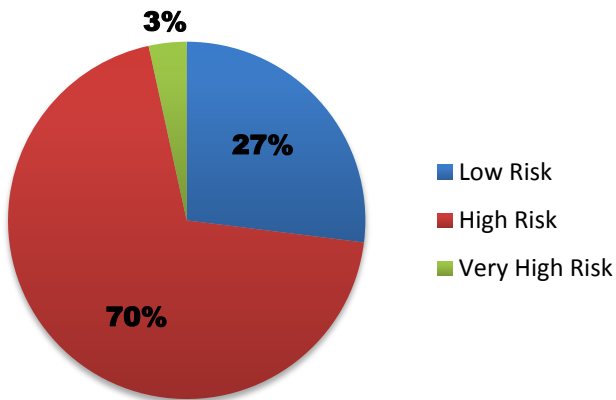
Referrals by Gender



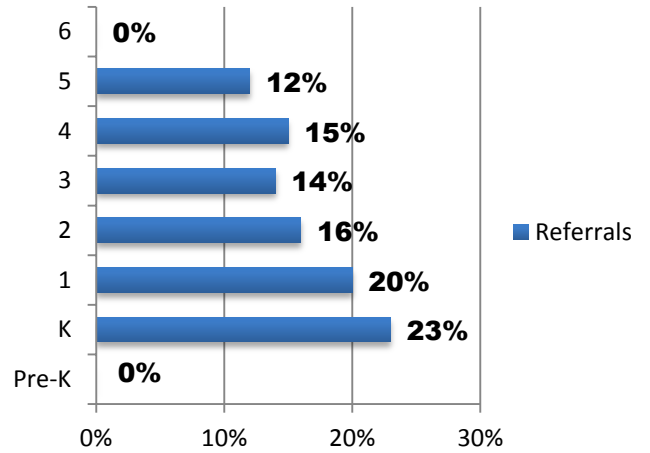
Referrals by Race



Referrals by Risk Status



Referrals by Grade



⁴ Data collected through December 31, 2012 for the referral year 2012-2013

⁵ Criteria used to calculate absences at and after referral:

- Unexcused absences at and after referral could not be null
- A final attendance check had to be completed in the months of May or June to be included

East Baton Rouge
19th Judicial District Court
(Dates of Operation July 2000- December 2012)

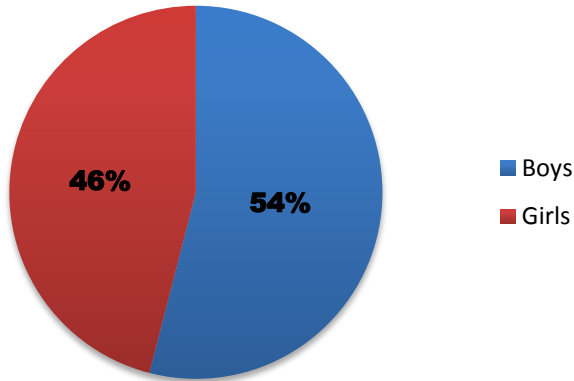
Fiscal Agency	Lead Agency	Operating Address
EBRPSS 1050 South Foster Drive Baton Rouge, LA 70806	Same as Fiscal	Family & Youth Service Center (FYSC) 1120 Government Street, Box 6, Baton Rouge, LA 70802

All-Time East Baton Rouge TASC Data
Number of Children served: 8,919

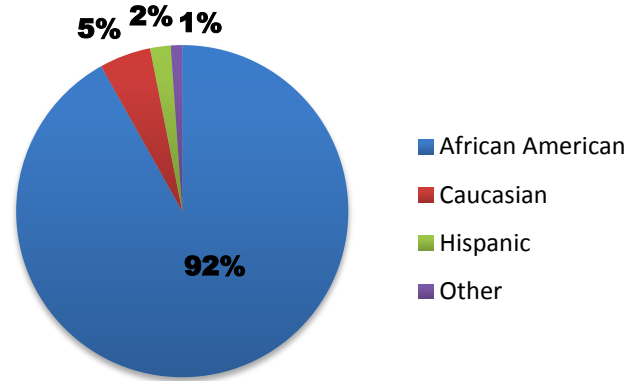
Academic Year	Number of Referrals	Number of Family Service Plans (High-Risk Children Only: Through 6/30/2012)	Number of Services
01-02	481	490	0
02-03	486	457	0
03-04	1,214	315	3
04-05	1,478	692	1,038
05-06¹	1,105	480	496
06-07	869	398	547
07-08	914	445	1091
08-09	1,323	541	986
09-10	1,086	480	879
10-11²	920	421	1,388
11-12³	760	343	1,112
12-13⁴	418	224	~
Total	11,054	5,286	7,540

Average of Unexcused Absences at Referral⁵ (Through 6/30/2012)	Average Unexcused Absences after Referral⁵ (Through 6/30/2012)
6.8 days	6.1 days

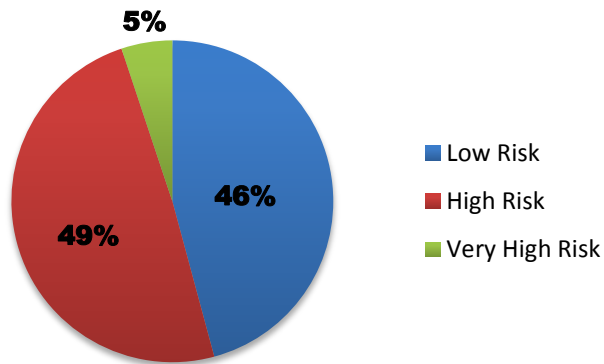
Referrals by Gender



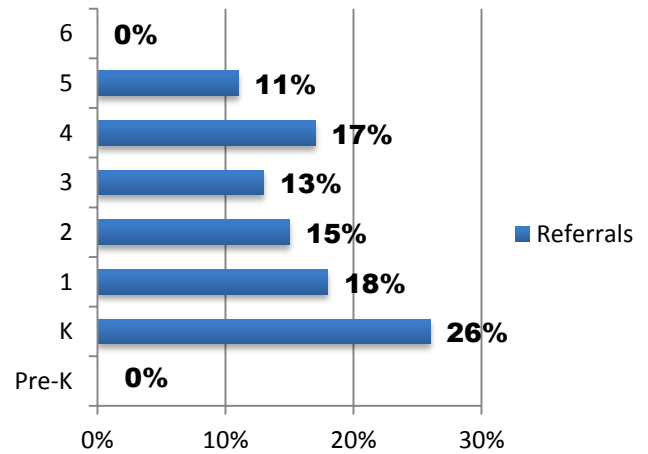
Referrals by Race



Referrals by Function Status



Referrals by Grade



⁴ Data collected through December 31, 2012 for the referral year 2012-2013

⁵ Criteria used to calculate absences at and after referral:

- Unexcused absences at and after referral could not be null
- A final attendance check had to be completed in the months of May or June to be included

City Court of Hammond

(Dates of Operation July 2001-January 2006)

Fiscal Agency	Lead Agency	Operating Address
City Court of Hammond- 7 th Ward 210 East Thomas Street, Hammond, LA, 70401	Same as Fiscal	Same as Fiscal

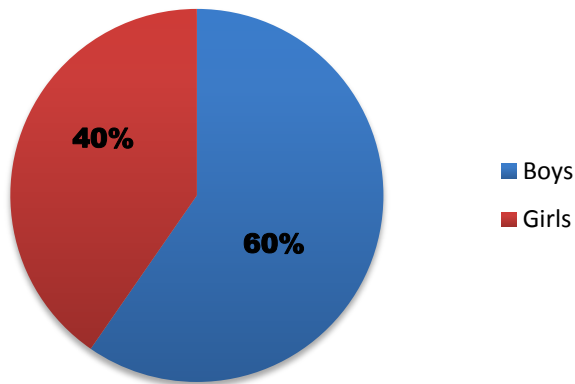
All-Time City Court of Hammond TASC Data

Number of Children served: 945

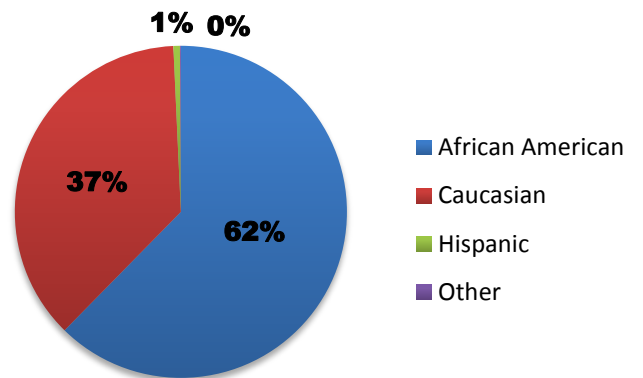
Academic Year	Number of Referrals	Number of Family Service Plans (High-Risk Children Only: Through 6/30/2012)	Number of Services
01-02	226	67	0
02-03	277	112	0
03-04	425	156	145
04-05	177	84	319
05-06¹	0	0	0
Total	1,105	419	464

Average of Unexcused Absences at Referral ⁵ (Through 6/30/2012)	Average Unexcused Absences after Referral ⁵ (Through 6/30/2012)
5.4 days	5.9 days

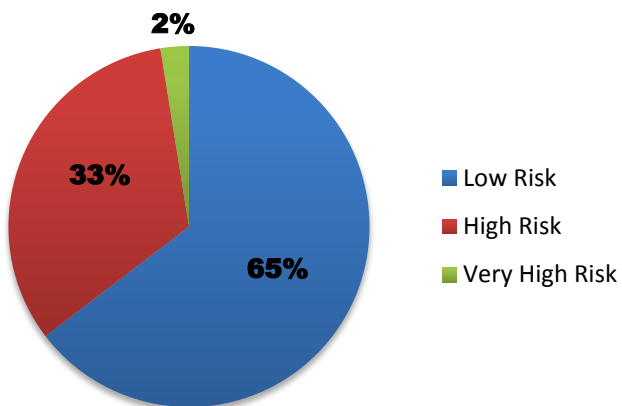
Referrals by Gender



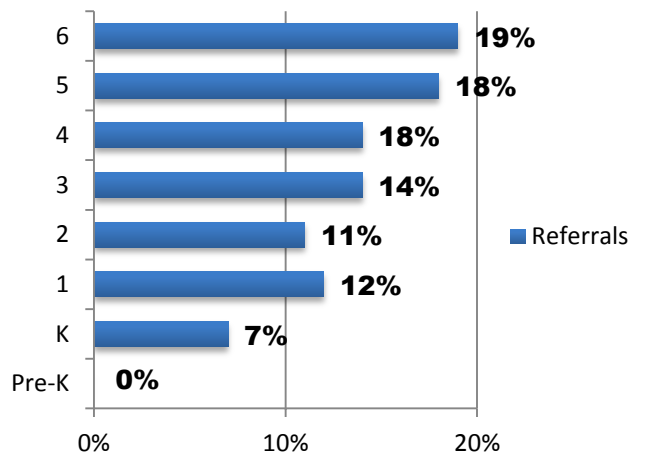
Referrals by Race



Referrals by Risk Status



Referrals by Grade



¹ Ouachita, Orleans, Rapides, and City Court of Hammond were excluded from analysis in 2005-2006 due to the TASC sites closing after Hurricane Katrina

⁴ Data collected through December 31, 2012 for the referral year 2012-2013

⁵ Criteria used to calculate absences at and after referral:

- Unexcused absences at and after referral could not be null
- A final attendance check had to be completed in the months of May or June to be included

Iberia, St. Mary, St. Martin 16th Judicial District Court

(Dates of Operation July 2001-December 2012)

Operating Address	Lead Agency	Fiscal Agency
16 th JDC TASC 121 W. Pershing St. New Iberia, LA 70560	16 th JDC District Attorney's Office Family Service Division P.O. Box 11010 New Iberia, LA 70562	16th JDC District Attorney's Office 300 Iberia St. Ste. 200 New Iberia, LA 70560

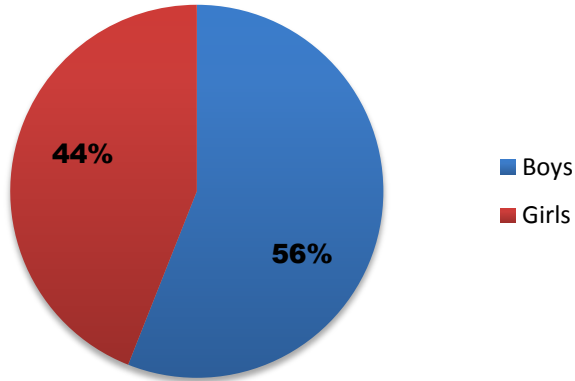
All-Time Iberia, St. Mary, St. Martin TASC Data

Number of Children served: 5,846

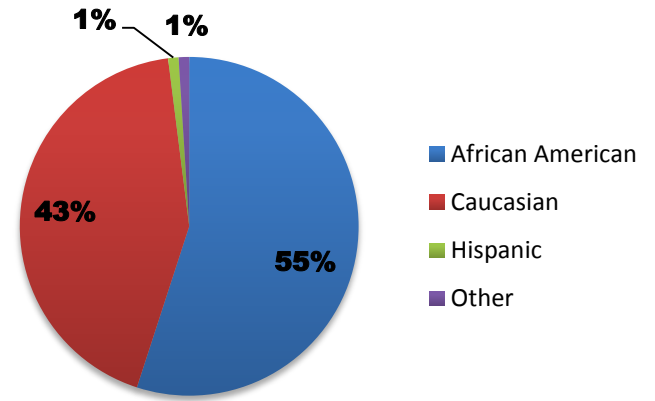
Academic Year	Number of Referrals	Number of Family Service Plans (High-Risk Children Only: Through 6/30/2012)	Number of Services
01-02	774	314	4
02-03	636	272	77
03-04	732	589	451
04-05	602	468	677
05-06 ¹	805	496	622
06-07	844	561	525
07-08	752	599	579
08-09	633	573	533
09-10	596	432	539
10-11 ²	649	526	622
11-12 ³	393	245	312
12-13 ⁴	163	128	~
Total	7,579	5,203	4,941

Average of Unexcused Absences at Referral ⁵ (Through 6/30/2012)	Average Unexcused Absences after Referral ⁵ (Through 6/30/2012)
7.9 days	4.7 days

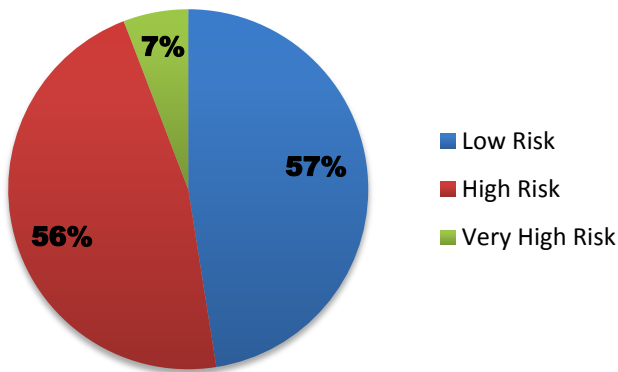
Referrals by Gender



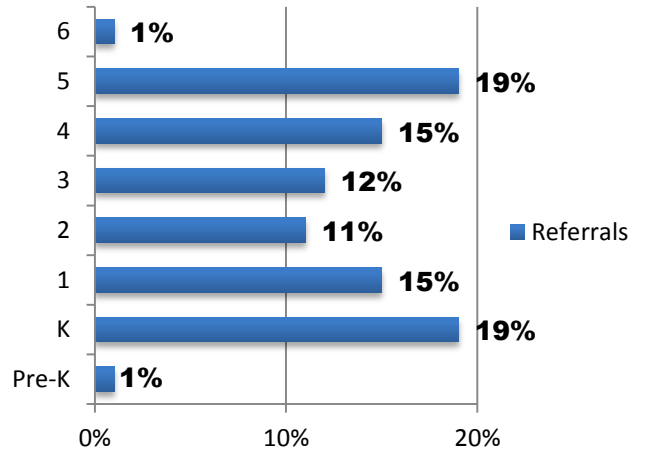
Referrals by Race



Referrals by Risk Status



Referrals by Grade



⁴ Data collected through December 31, 2012 for the referral year 2012-2013

⁵ Criteria used to calculate absences at and after referral:

- Unexcused absences at and after referral could not be null
- A final attendance check had to be completed in the months of May or June to be included

Jackson
2nd Judicial District Court
(Dates of Operation July 2010-December 2012)

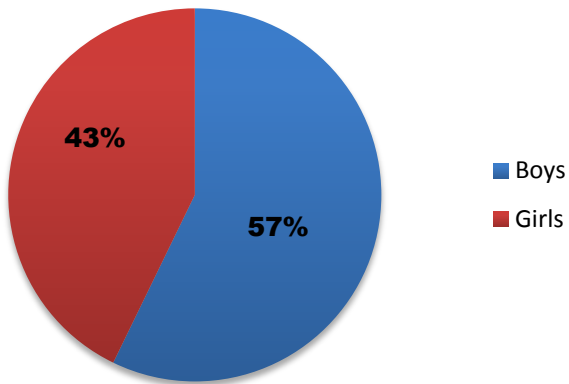
Fiscal Agency	Lead Agency	Operating Address
District Attorney's Office, Third Judicial District P. O. Box 777 Ruston, LA 71273-0777	Same as Fiscal	Jackson TASC 401 Polk Avenue Jonesboro, LA 71251

All-Time Jackson TASC Data
Number of Children served: 203

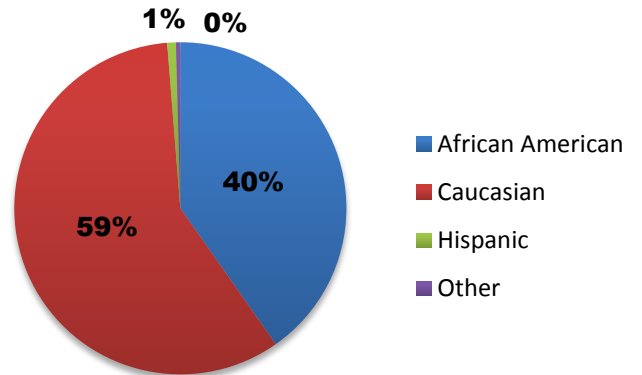
Academic Year	Number of Referrals	Number of Family Service Plans (High-Risk Children Only: Through 6/30/2012)	Number of Services
10-11²	84	52	28
11-12³	105	66	53
12-13⁴	47	26	~
Total	236	144	81

Average of Unexcused Absences at Referral⁵ (Through 6/30/2012)	Average Unexcused Absences after Referral⁵ (Through 6/30/2012)
5.8 days	3.9 days

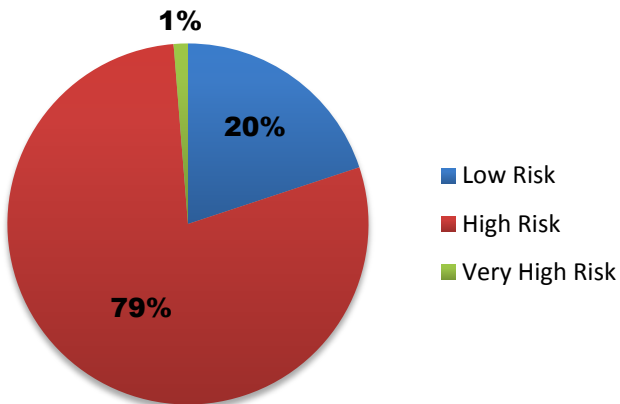
Referrals by Gender



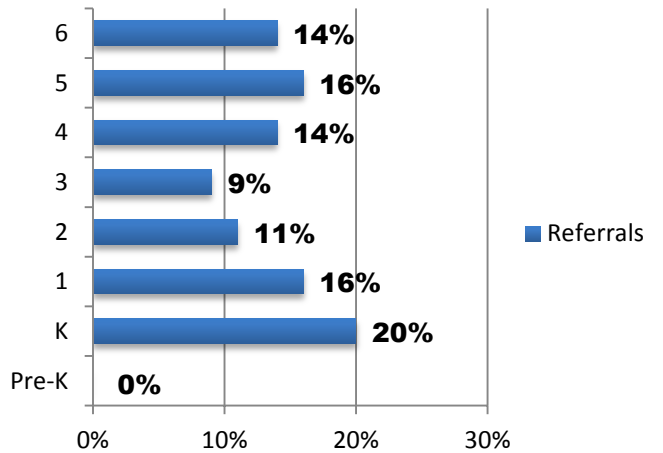
Referrals by Race



Referrals by Risk Status



Referrals by Grade



⁴ Data collected through December 31, 2012 for the referral year 2012-2013

⁵ Criteria used to calculate absences at and after referral:

- Unexcused absences at and after referral could not be null
- A final attendance check had to be completed in the months of May or June to be included

Jefferson (Pilot Program) 24th Judicial District Court

(Dates of Operation 1999- December 2012)

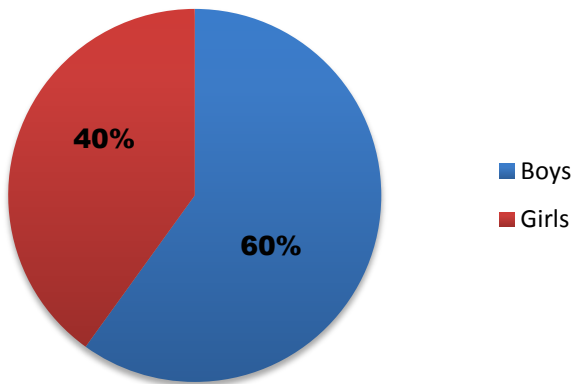
Fiscal Agency	Operating Address	Lead Agency
Jefferson Parish District Attorney's Office 200 Derbigny Street Gretna, La. 70053	Jefferson TASC – Eastbank Office 1425 Walkertown Way Marrero, LA 70072 J.J. Audubon Elementary- Westbank Office 200 West Loyola Drive Kenner, LA	Same as Fiscal

All-Time Jefferson TASC Data Number of Children served: 12,848

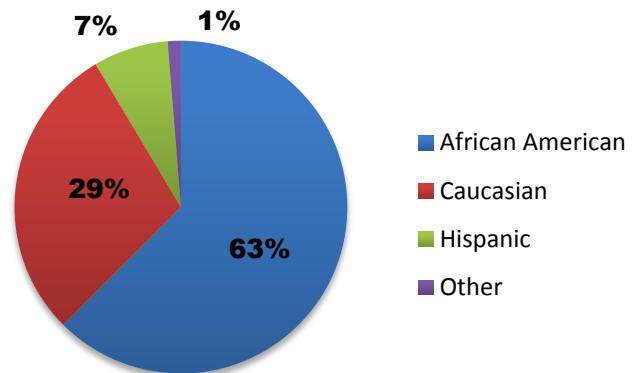
Academic Year	Number of Referrals	Number of Family Service Plans (High-Risk Children Only: Through 6/30/2012)	Number of Services
01-02	1,362	589	0
02-03	1,298	772	16
03-04	1,582	781	337
04-05	2,260	904	1,925
05-06¹	1,059	536	941
06-07	1,845	1028	1,490
07-08	1,455	1,007	1,371
08-09	1,423	970	835
09-10	1,271	968	1489
10-11²	1,283	842	1244
11-12³	1,123	702	995
12-13⁴	544	348	~
Total	16,505	9,447	10,643

Average of Unexcused Absences at Referral ⁵ (Through 6/30/2012)	Average Unexcused Absences after Referral ⁵ (Through 6/30/2012)
7.6 days	5.3 days

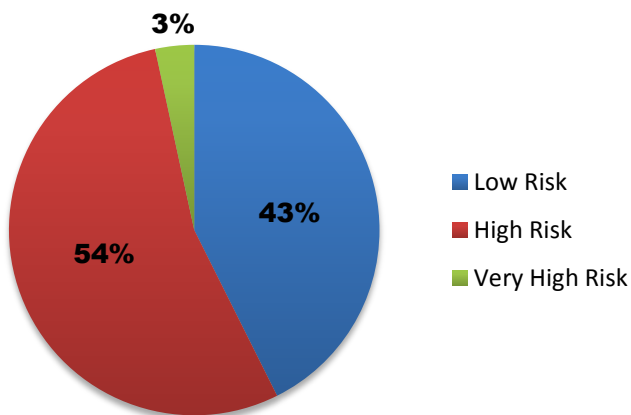
Referrals by Gender



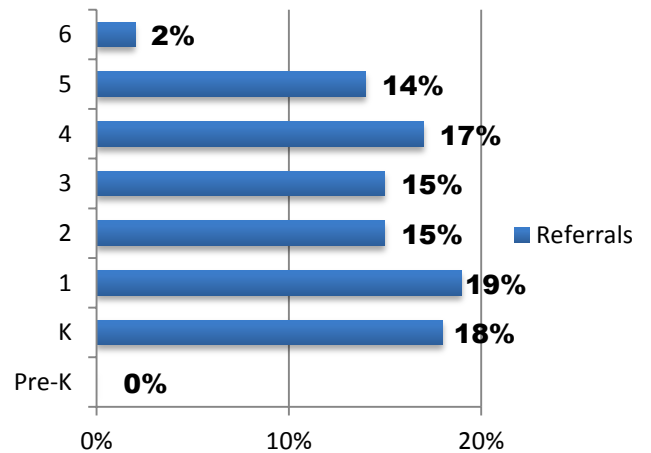
Referrals by Race



Referrals by Risk Status



Referrals by Grade



⁴ Data collected through December 31, 2012 for the referral year 2012-2013

⁵ Criteria used to calculate absences at and after referral:

- Unexcused absences at and after referral could not be null
- A final attendance check had to be completed in the months of May or June to be included

Jefferson Davis
31st Judicial District Court
(Dates of Operation July 2008-December 2012)

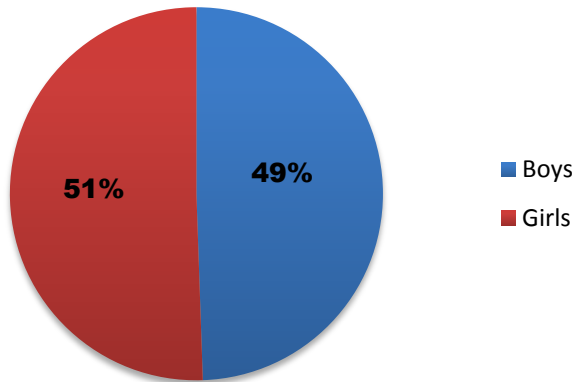
Fiscal Agency	Lead Agency	Operating Address
Jefferson Davis Children and Youth Services Planning Board P. O. Box 1388 Jennings, LA 70546	Jefferson Davis District Attorney's Office P. O. Box 1388 Jennings, LA 70546	West End Instructional Center 802 W. Jefferson Street Jennings, LA 70546

All-Time Jefferson Davis TASC Data
Number of Children served: 791

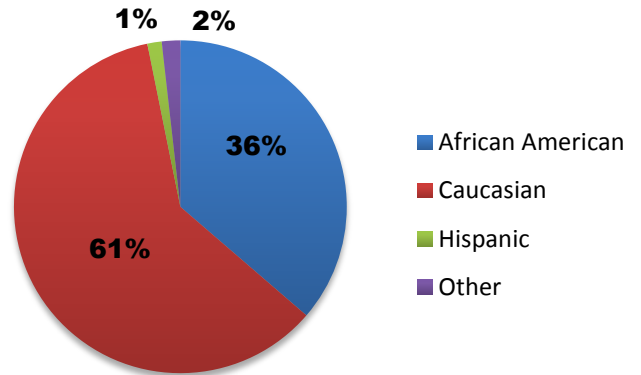
Academic Year	Number of Referrals	Number of Family Service Plans (High-Risk Children Only: Through 6/30/2012)	Number of Services
08-09	282	93	100
09-10	351	65	121
10-11²	222	87	110
11-12³	150	52	58
Total	1,005	297	389

Average of Unexcused Absences at Referral⁵ (Through 6/30/2012)	Average Unexcused Absences after Referral⁵ (Through 6/30/2012)
4.9 days	3.5 days

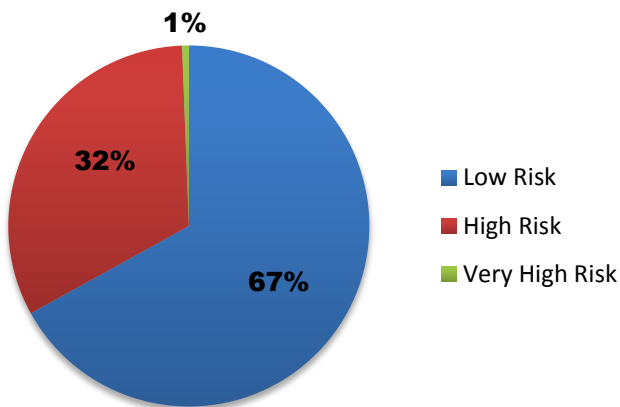
Referrals by Gender



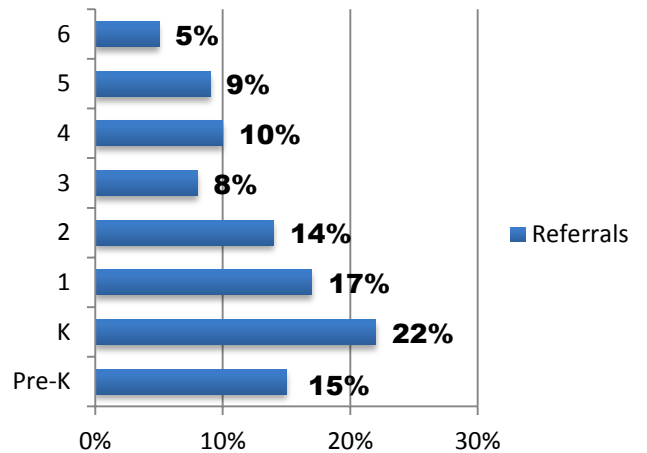
Referrals by Race



Referrals by Risk Status



Referrals by Grade



⁴ Data collected through December 31, 2012 for the referral year 2012-2013

⁵ Criteria used to calculate absences at and after referral:

- Unexcused absences at and after referral could not be null
- A final attendance check had to be completed in the months of May or June to be included

Lafayette

15th Judicial District Court

(Dates of Operation July 2001-July 2010)

Fiscal Agency	Lead Agency	Operating Address
Lafayette Teen Court, Inc. Post Office Box 2666 Lafayette, Louisiana 705092-2666	Fifteenth Judicial District Court Families In Need Of Services – Lafayette Parish Post Office Box 2603 Lafayette, Louisiana 70502	Lafayette TASC 801 Mudd Avenue N.P. Moss Annex Lafayette, LA 70501

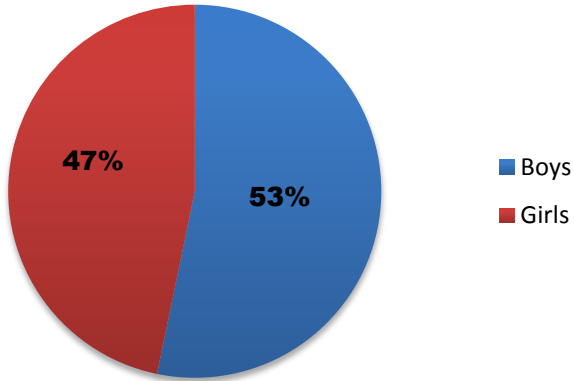
All-Time Lafayette TASC Data

Number of Children served: 8,176

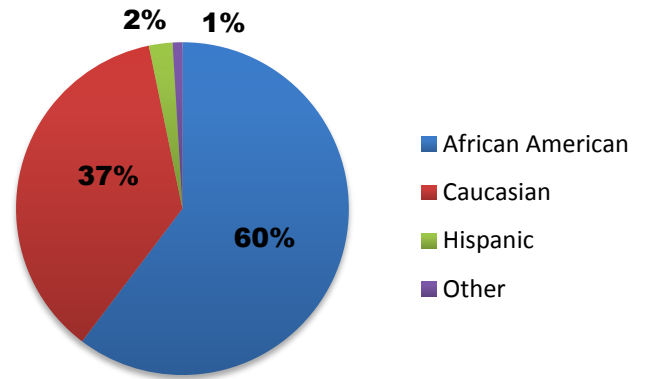
Academic Year	Number of Referrals	Number of Family Service Plans (High-Risk Children Only: Through 6/30/2012)	Number of Services
01-02	764	327	1
02-03	859	551	4
03-04	967	601	35
04-05	1,221	548	479
05-06¹	1,201	464	187
06-07	1,450	324	382
07-08	1,024	299	277
08-09	1,959	333	195
09-10	1,538	480	312
Total	10,983	3,927	1,872

Average of Unexcused Absences at Referral ⁵ (Through 6/30/2012)	Average Unexcused Absences after Referral ⁵ (Through 6/30/2012)
6.3 days	3.4 days

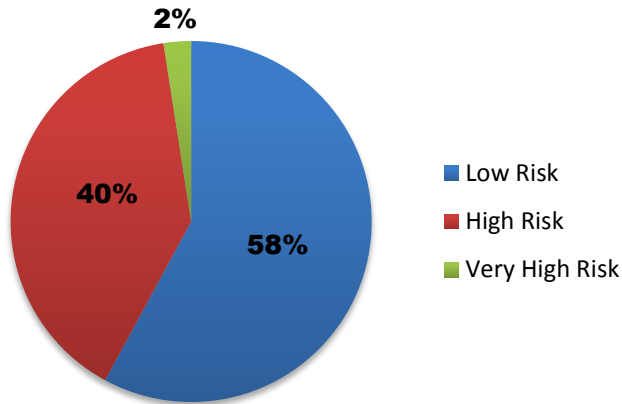
Referrals by Gender



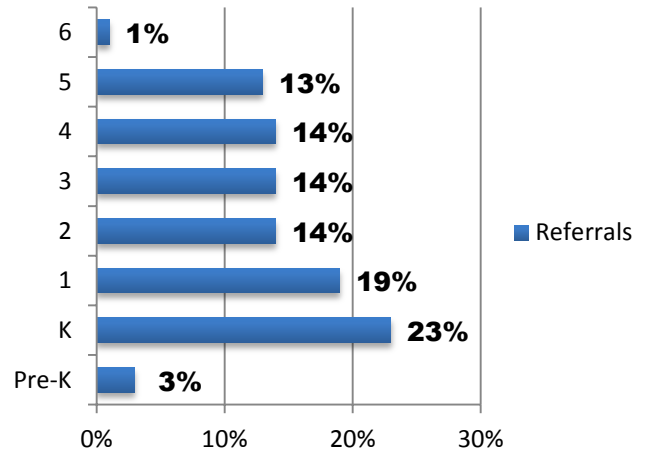
Referrals by Race



Referrals by Risk Status



Referrals by Grade



⁴ Data collected through December 31, 2012 for the referral year 2012-2013

⁵ Criteria used to calculate absences at and after referral:

- Unexcused absences at and after referral could not be null
- A final attendance check had to be completed in the months of May or June to be included

Lincoln, Union
3rd Judicial District Court
(Dates of Operation July 2002-July 2012)

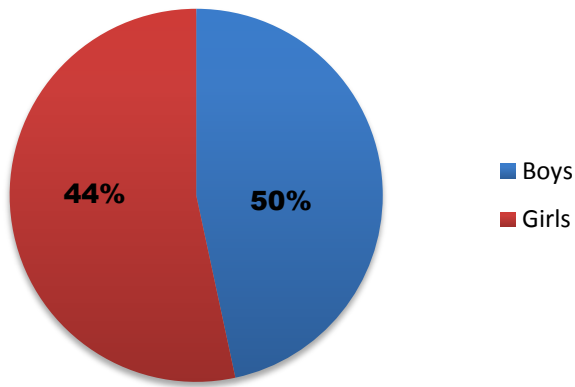
Fiscal Agency	Lead Agency	Operating Address
District Attorney's Office, Third Judicial District P. O. Box 777 Ruston, LA 71273-0777	Same as Fiscal	Lincoln, Union TASC 117 South Trenton Street Ruston, LA 71270

All-Time Lincoln, Union TASC Data
Number of Children served: 2,767

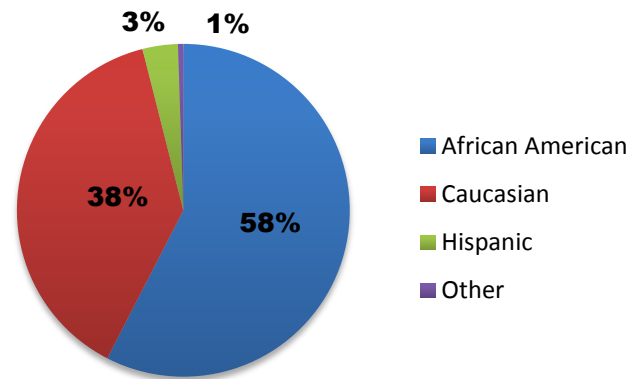
Academic Year	Number of Referrals	Number of Family Service Plans (High-Risk Children Only: Through 6/30/2012)	Number of Services
02-03	292	60	0
03-04	310	190	13
04-05	364	203	240
05-06¹	260	251	234
06-07	202	146	113
07-08	350	176	170
08-09	513	141	132
09-10	397	177	281
10-11²	318	189	300
11-12³	425	295	462
12-13⁴	235	152	~
Total	3,666	1,980	1,945

Average of Unexcused Absences at Referral⁵ (Through 6/30/2012)	Average Unexcused Absences after Referral⁵ (Through 6/30/2012)
5.4 days	3.9 days

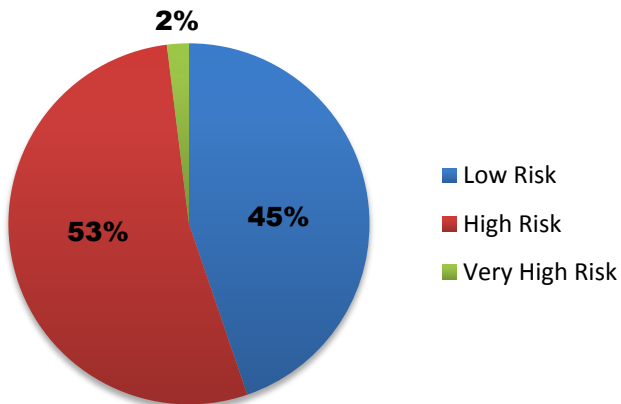
Referrals by Gender



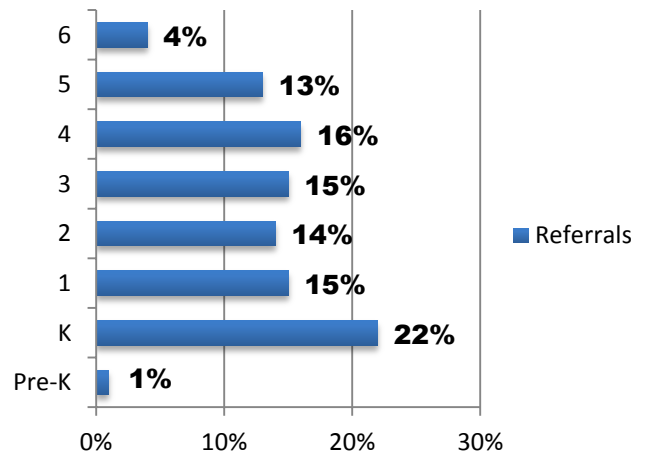
Referrals by Race



Referrals by Risk Status



Referrals by Grade



⁴ Data collected through December 31, 2012 for the referral year 2012-2013

⁵ Criteria used to calculate absences at and after referral:

- Unexcused absences at and after referral could not be null
- A final attendance check had to be completed in the months of May or June to be included

Natchitoches 10th Judicial District Court

(Dates of Operation July 2008-June 2009)

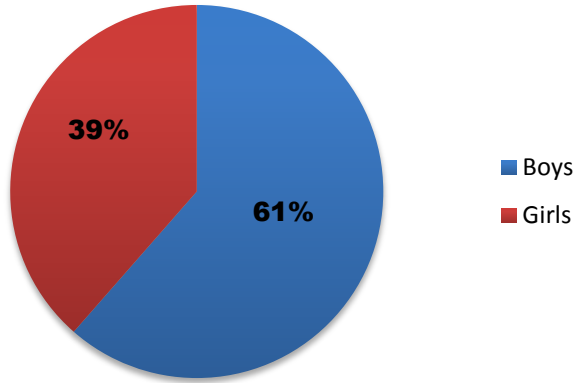
Fiscal Agency	Lead Agency	Operating Address
Natchitoches Parish Sheriff's Office 200 Church Street Natchitoches, Louisiana 71457	Natchitoches Parish Sheriff's Office Community Services Division 726 Third Street, Suite A P.O. Box 21 Natchitoches, Louisiana 71457	Natchitoches TASC 726 Third Street Natchitoches, LA 71457

All-Time Natchitoches TASC Data Number of Children served: 96

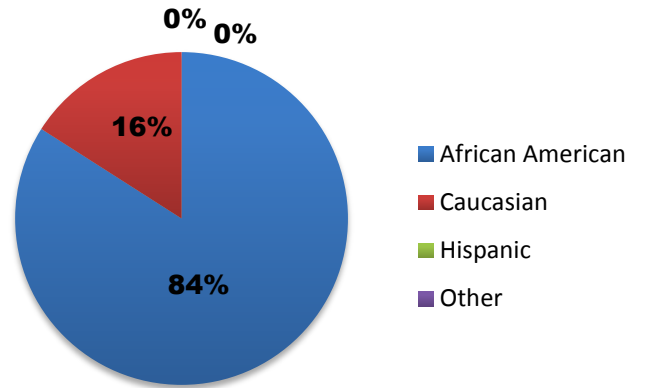
Academic Year	Number of Referrals	Number of Family Service Plans (High-Risk Children Only: Through 6/30/2012)	Number of Services
08-09	96	78	32
Total	96	78	32

Average of Unexcused Absences at Referral ⁵ (Through 6/30/2012)	Average Unexcused Absences after Referral ⁵ (Through 6/30/2012)
14.7 days	4.4 days

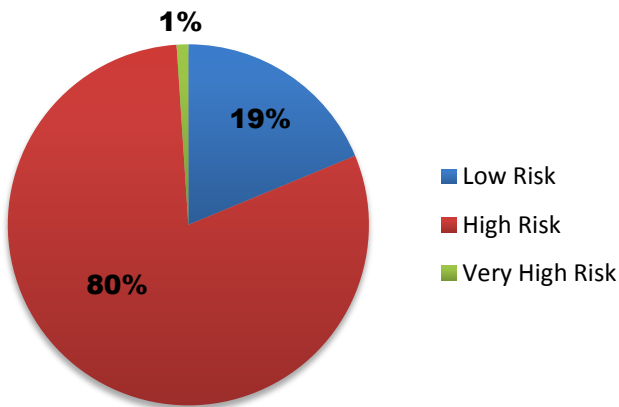
Referrals by Gender



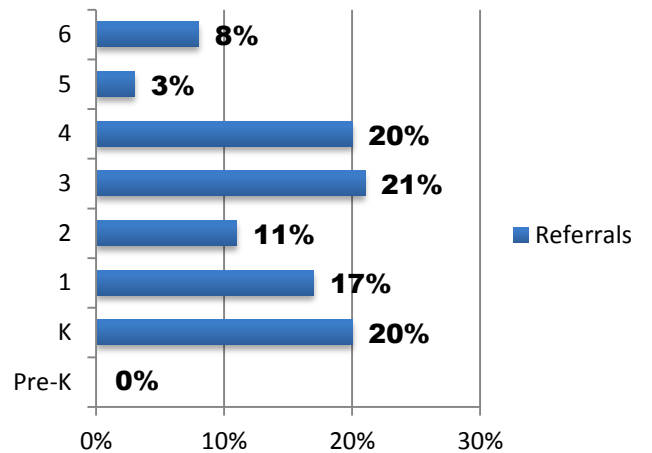
Referrals by Race



Referrals by Risk Status



Referrals by Grade



⁴ Data collected through December 31, 2012 for the referral year 2012-2013

⁵ Criteria used to calculate absences at and after referral:

- Unexcused absences at and after referral could not be null
- A final attendance check had to be completed in the months of May or June to be included

Orleans

Orleans Judicial District Court

(Dates of Operation July 2001-August 2005; Reopened July 2006-June 2010)

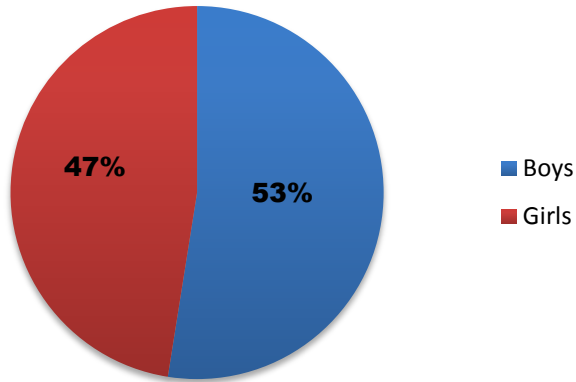
Fiscal Agency	Lead Agency	Operating Address
Family Service of Greater New Orleans 2515 Canal Street, Suite 201 New Orleans, LA 70119	Same as Fiscal	Same as Fiscal

All-Time Orleans TASC Data Number of Children served: 4,594

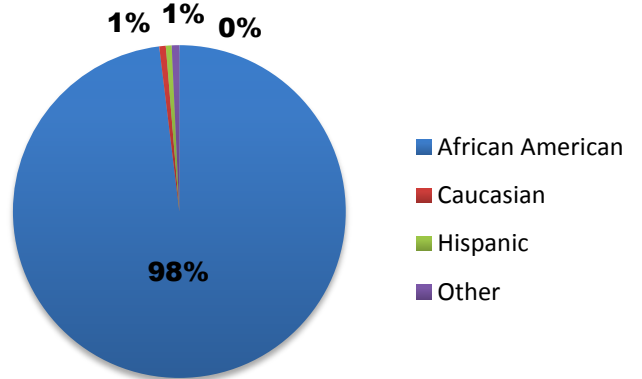
Academic Year	Number of Referrals	Number of Family Service Plans (High-Risk Children Only: Through 6/30/2012)	Number of Services
01-02	74	81	0
02-03	715	247	4
03-04	1,081	701	35
04-05	1,406	822	819
05-06¹	0	0	0
06-07	450	171	70
07-08	442	170	208
08-09	370	198	178
09-10	383	271	296
Total	4,921	2,661	1,610

Average of Unexcused Absences at Referral ⁵ (Through 6/30/2012)	Average Unexcused Absences after Referral ⁵ (Through 6/30/2012)
8.2 days	6.7 days

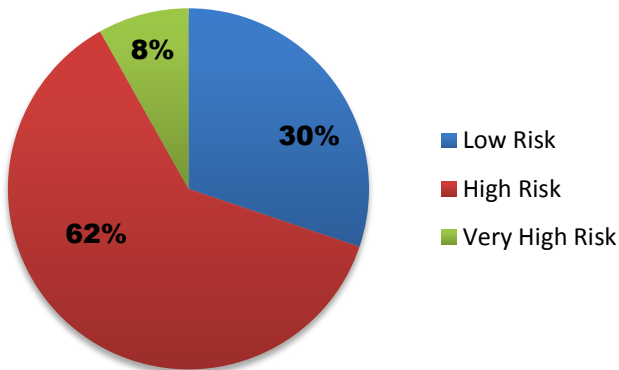
Referrals by Gender



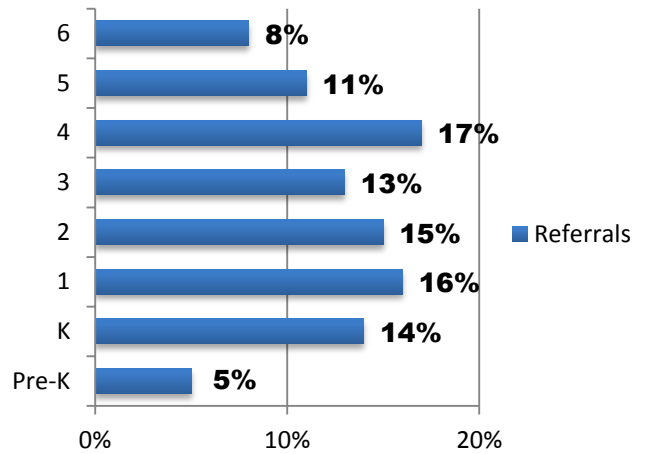
Referrals by Race



Referrals by Risk Status



Referrals by Grade



¹ Ouachita, Orleans, Rapides, and City Court of Hammond were excluded from analysis in 2005-2006 due to the TASC sites closing after Hurricane Katrina

⁴ Data collected through December 31, 2012 for the referral year 2012-2013

⁵ Criteria used to calculate absences at and after referral:

- Unexcused absences at and after referral could not be null
- A final attendance check had to be completed in the months of May or June to be included

Ouachita, Morehouse
4th Judicial District Court
(Dates of Operation July 2003-March 2006)

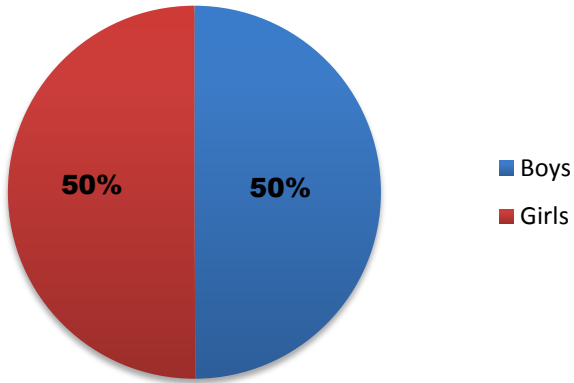
Fiscal Agency	Lead Agency	Operating Address
FINS / TASC Office Fourth Judicial District Court 300 Saint John St., Suite 304 Monroe, Louisiana 71201	Same as Fiscal	Same as Fiscal

All-Time Ouachita, Morehouse TASC Data
Number of Children served: 559

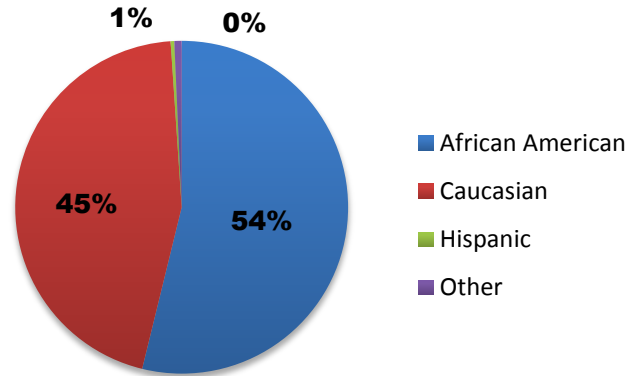
Academic Year	Number of Referrals	Number of Family Service Plans (High-Risk Children Only: Through 6/30/2012)	Number of Services
03-04	261	296	54
04-05	302	260	123
05-06¹	0	0	0
Total	563	556	177

Average of Unexcused Absences at Referral⁵ (Through 6/30/2012)	Average Unexcused Absences after Referral⁵ (Through 6/30/2012)
11.4 days	8.8 days

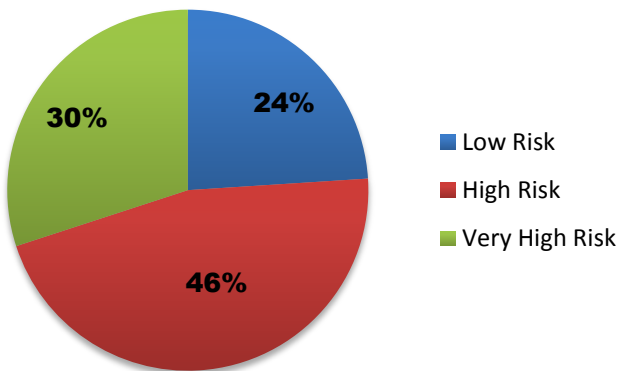
Referrals by Gender



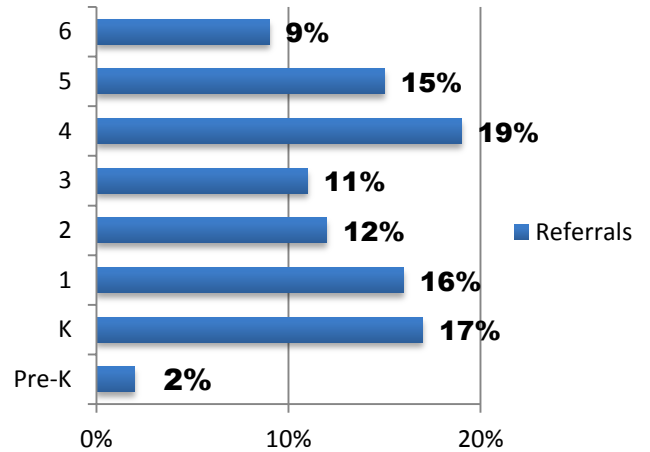
Referrals by Race



Referrals by Risk Status



Referrals by Grade



¹ Ouachita, Orleans, Rapides, and City Court of Hammond were excluded from analysis in 2005-2006 due to the TASC sites closing after Hurricane Katrina

⁴ Data collected through December 31, 2012 for the referral year 2012-2013

⁵ Criteria used to calculate absences at and after referral:

- Unexcused absences at and after referral could not be null
- A final attendance check had to be completed in the months of May or June to be included

Rapides 9th Judicial District Court

(Dates of Operation July 2002-March 2006; Reopened July 2006-June 2009)

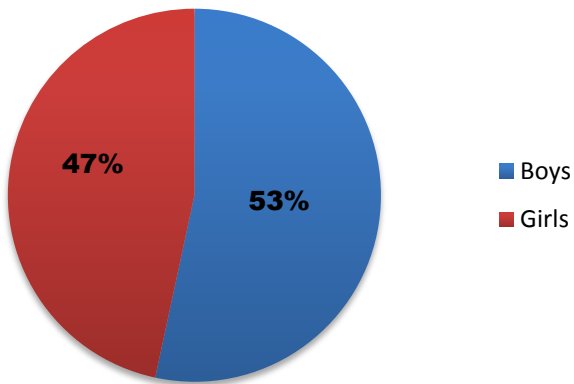
Fiscal Agency	Lead Agency	Operating Address
Rapides Parish School Board 619 Sixth Street P.O. Box 1230 Alexandria, La 71309	Same as Fiscal	Same as Fiscal

All-Time Rapides TASC Data Number of Children served: 2,811

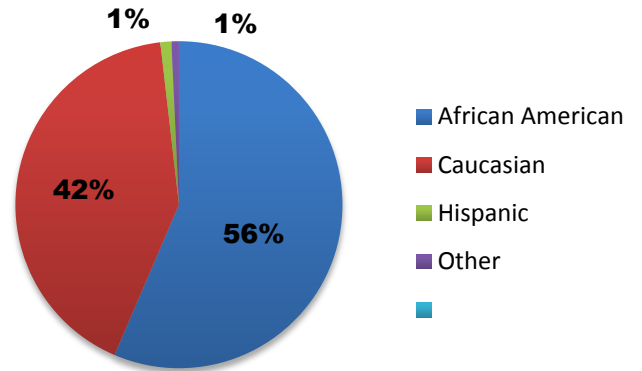
Academic Year	Number of Referrals	Number of Family Service Plans (High-Risk Children Only: Through 6/30/2012)	Number of Services
02-03	720	309	7
03-04	840	352	24
04-05	900	402	159
05-06¹	0	0	0
06-07	163	29	15
07-08	151	87	150
08-09	353	133	293
Total	3,127	1,312	648

Average of Unexcused Absences at Referral ⁵ (Through 6/30/2012)	Average Unexcused Absences after Referral ⁵ (Through 6/30/2012)
7.4 days	5.2 days

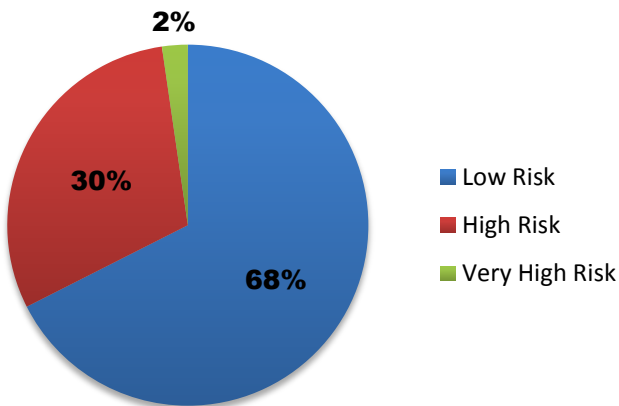
Referrals by Gender



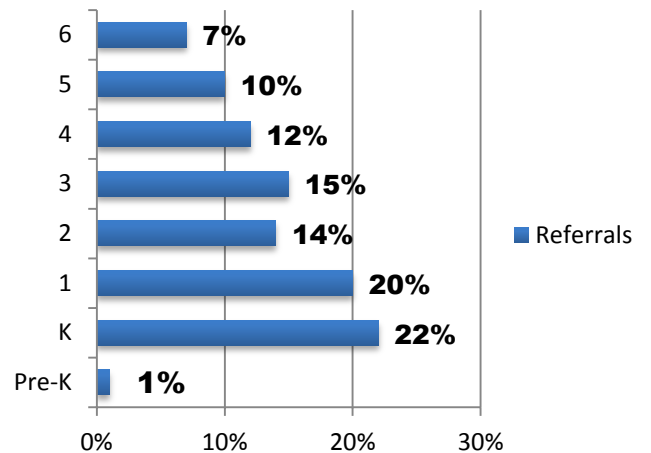
Referrals by Race



Referrals by Risk Status



Referrals by Grade



¹ Ouachita, Orleans, Rapides, and City Court of Hammond were excluded from analysis in 2005-2006 due to the TASC sites closing after Hurricane Katrina

⁴ Data collected through December 31, 2012 for the referral year 2012-2013

⁵ Criteria used to calculate absences at and after referral:

- Unexcused absences at and after referral could not be null
- A final attendance check had to be completed in the months of May or June to be included

St. Landry
27th Judicial District Court
 (Dates of Operation July 2003-June 2009)

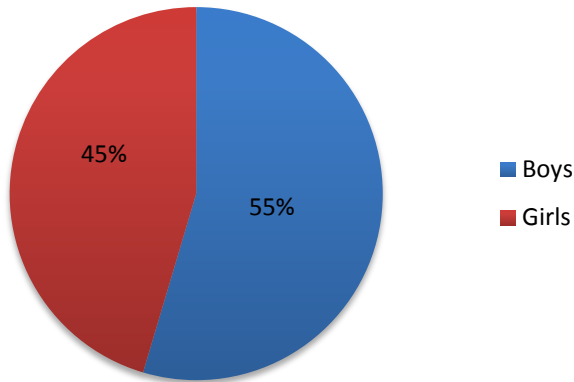
Fiscal Agency	Lead Agency	Operating Address
St. Landry Parish District Attorney 231 South Union St. P. O. Drawer 1968 Opelousas, LA 70571	Same as Fiscal	St. Landry Parish District Attorney 231 South Union St. Opelousas, LA 70571

All-Time St. Landry TASC Data
 Number of Children served: 2,000

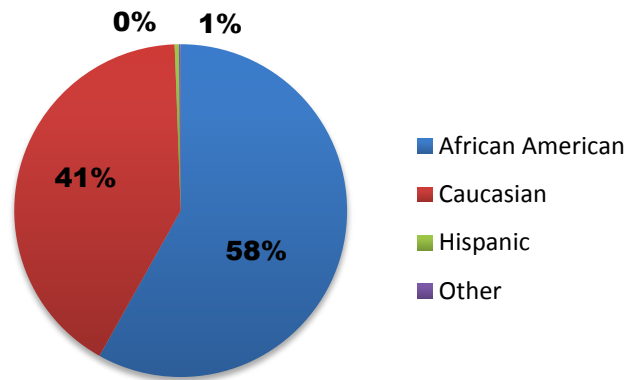
Academic Year	Number of Referrals	Number of Family Service Plans (High-Risk Children Only: Through 6/30/2012)	Number of Services
03-04	392	154	65
04-05	368	109	121
05-06¹	511	153	151
06-07	457	96	92
07-08	269	126	126
08-09	252	116	93
Total	2,249	754	648

Average of Unexcused Absences at Referral⁵ (Through 6/30/2012)	Average Unexcused Absences after Referral⁵ (Through 6/30/2012)
7.2 days	5.6 days

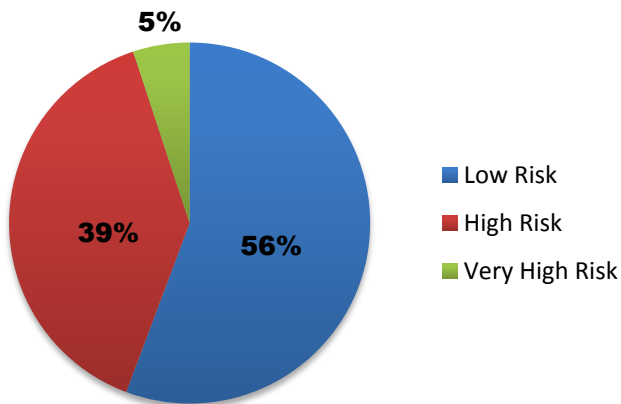
Referrals by Gender



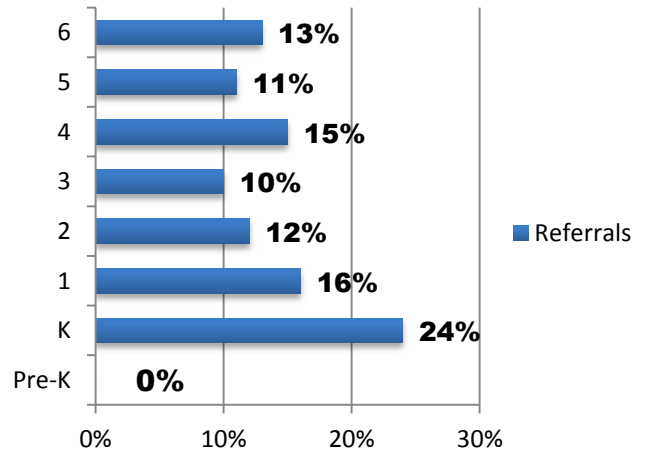
Referrals by Race



Referrals by Risk Status



Referrals by Grade



⁴ Data collected through December 31, 2012 for the referral year 2012-2013

⁵ Criteria used to calculate absences at and after referral:

- Unexcused absences at and after referral could not be null
- A final attendance check had to be completed in the months of May or June to be included

St. Tammany, Washington 22nd Judicial District Court

(Dates of Operation October 2001-December 2012)

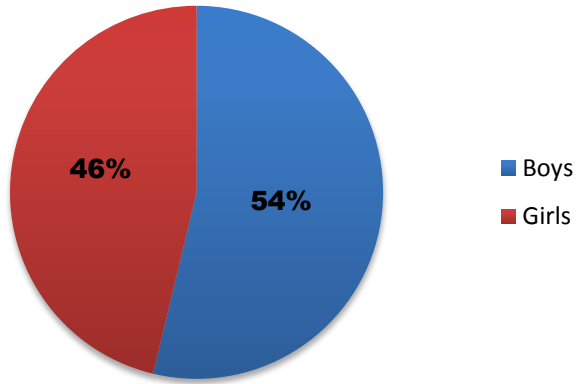
Fiscal Agency	Lead Agency	Operating Address
Youth Service Bureau of St. Tammany and Washington Parishes 430 N. New Hampshire Suite 105 Covington, LA 70433	Same as Fiscal	Youth Service Bureau Youth and Family Resource Center- West St. Tammany 430 N. New Hampshire Covington, LA 70433 Youth Service Bureau- East St. Tammany 150 Cleveland Avenue Slidell, LA 70458 Youth Service Bureau- Washington Parish 911 Washington Street Franklinton, LA 70438 Youth Service Bureau- Washington Parish 314 Austin Street Bogalusa, LA 70427

All-Time St. Tammany, Washington TASC Data Number of Children served: 6,111

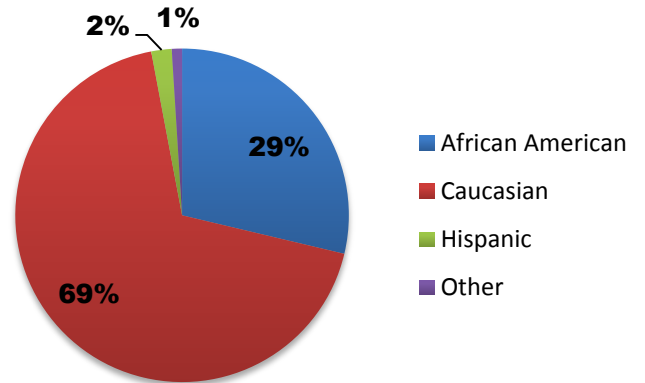
Academic Year	Number of Referrals		Number of Family Service Plans (High-Risk Children Only: Through 6/30/2012)	Number of Services
01-02	225		185	5
02-03	354		208	6
03-04	750		265	24
04-05	822		445	531
05-06¹	809		364	476
06-07	615		352	565
07-08	714		410	956
08-09	663		403	840
09-10	707		455	857
10-11²	729		414	954
11-12³	773		468	981
12-13⁴	314		208	~
Total	7,475		4,177	6,195

Average of Unexcused Absences at Referral⁵ (Through 6/30/2012)	Average Unexcused Absences after Referral⁵ (Through 6/30/2012)
6.2 days	3.8 days

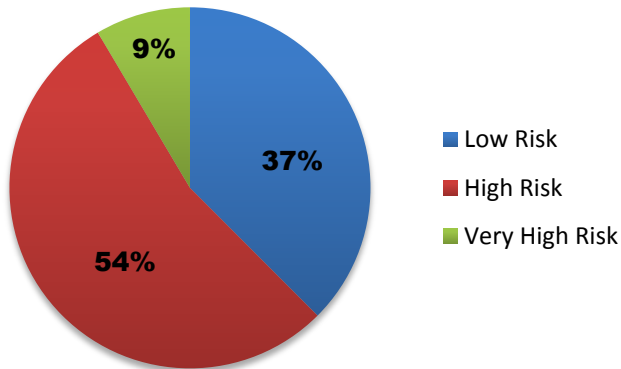
Referrals by Gender



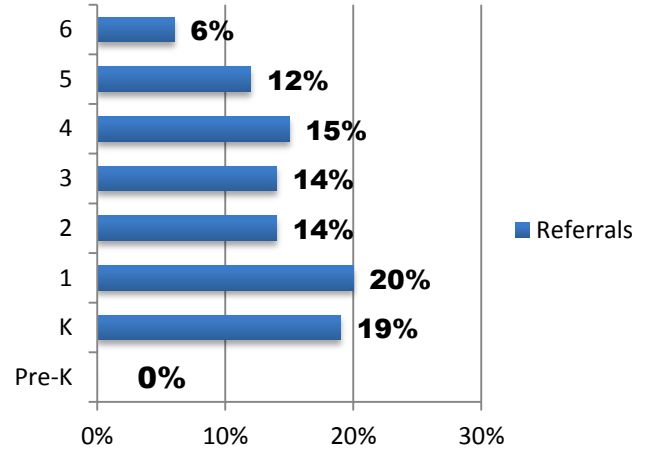
Referrals by Race



Referrals by Risk Status



Referrals by Grade



⁴ Data collected through December 31, 2012 for the referral year 2012-2013

⁵ Criteria used to calculate absences at and after referral:

- Unexcused absences at and after referral could not be null
- A final attendance check had to be completed in the months of May or June to be included

Tangipahoa, Livingston, St. Helena 21st Judicial District Court

(Dates of Operation July 2001-December 2012)

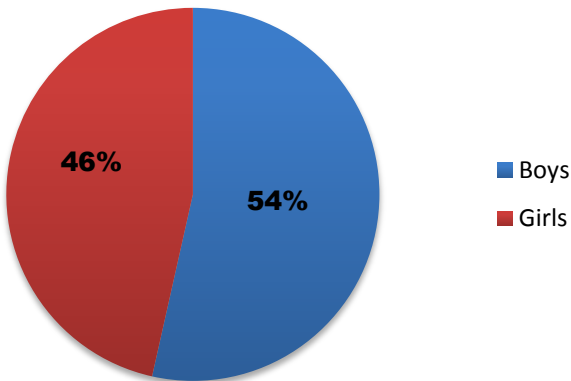
Fiscal Agency	Lead Agency	Operating Address
21st Judicial District Court Post Office Box 788 Amite, LA 70422	Same as Fiscal	<p style="text-align: center;">Tangipahoa Parish Office-Main 304 East Oak Street Amite, LA 70422</p> <p style="text-align: center;">Livingston Parish Office 20819 Iowa Street Livingston, LA 70754</p> <p style="text-align: center;">St. Helena Parish Office 369 Sitman St Greensburg, LA 70441</p>

All-Time Tangipahoa, Livingston, St. Helena TASC Data Number of Children served: 4,454

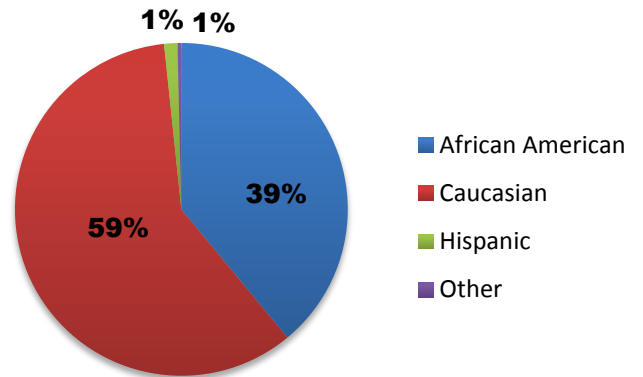
Academic Year	Number of Referrals	Number of Family Service Plans (High-Risk Children Only: Through 6/30/2012)	Number of Services
01-02	498	308	4
02-03	560	379	36
03-04	558	377	179
04-05	418	275	648
05-06¹	400	308	673
06-07	427	413	453
07-08	464	308	448
08-09	425	339	787
09-10	498	328	620
10-11²	506	336	551
11-12³	498	359	804
12-13⁴	156	107	~
Total	5,408	3,837	5,203

Average of Unexcused Absences at Referral ⁵ (Through 6/30/2012)	Average Unexcused Absences after Referral ⁵ (Through 6/30/2012)
7.9 days	3.7 days

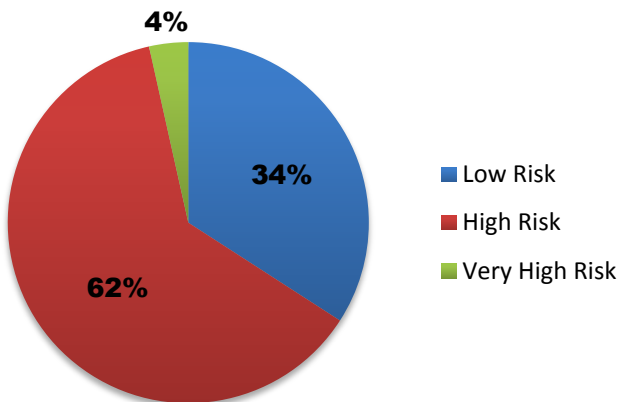
Referrals by Gender



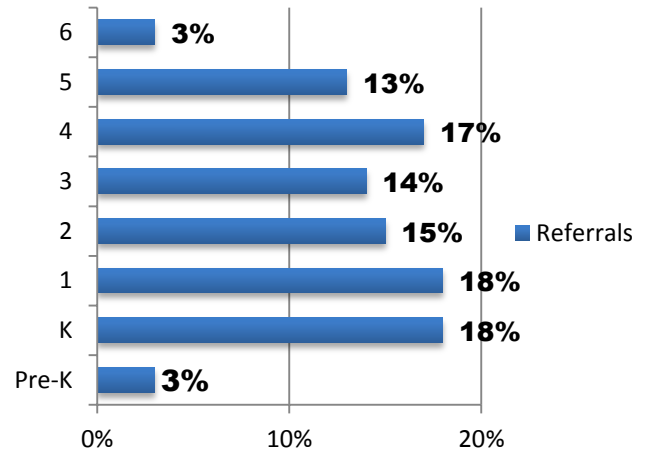
Referrals by Race



Referrals by Risk Status



Referrals by Grade



⁴ Data collected through December 31, 2012 for the referral year 2012-2013

⁵ Criteria used to calculate absences at and after referral:

- Unexcused absences at and after referral could not be null
- A final attendance check had to be completed in the months of May or June to be included

Vermilion
15th Judicial District Court
(TASC Site Operation July 2001-December 2012)

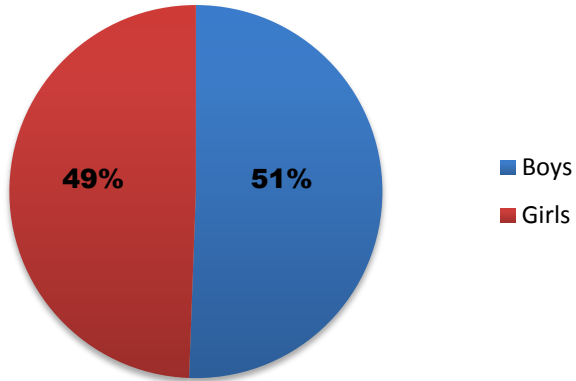
Fiscal Agency	Lead Agency	Operating Address
Vermilion Parish School Board 220 South Jefferson Street Abbeville, Louisiana 70510	Families in Need of Service P.O. Box 1366 Crowley, Louisiana 70527-1366	Abbeville Senior High School 1305 Senior High Drive Abbeville, Louisiana 70510

All-Time Vermilion TASC Data
Number of Children served: 2,520

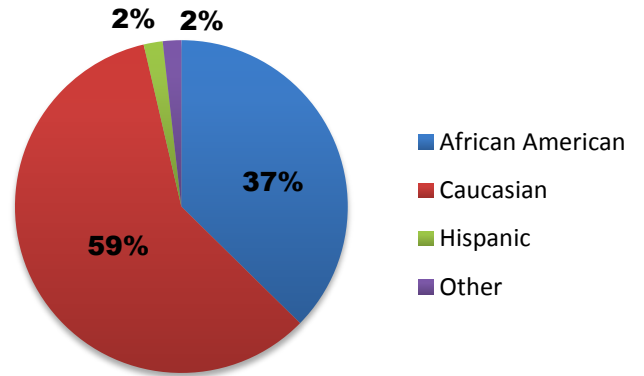
Academic Year	Number of Referrals	Number of Family Service Plans (High-Risk Children Only: Through 6/30/2012)	Number of Services
01-02	96	110	0
02-03	258	217	1
03-04	327	188	39
04-05	290	198	180
05-06¹	389	238	225
06-07	292	216	229
07-08	389	301	172
08-09	469	309	171
09-10	383	224	319
10-11²	298	216	185
11-12³	210	131	116
12-13⁴	114	90	~
Total	3,515	2,438	1,637

Average of Unexcused Absences at Referral⁵ (Through 6/30/2012)	Average Unexcused Absences after Referral⁵ (Through 6/30/2012)
5.4 days	3.2 days

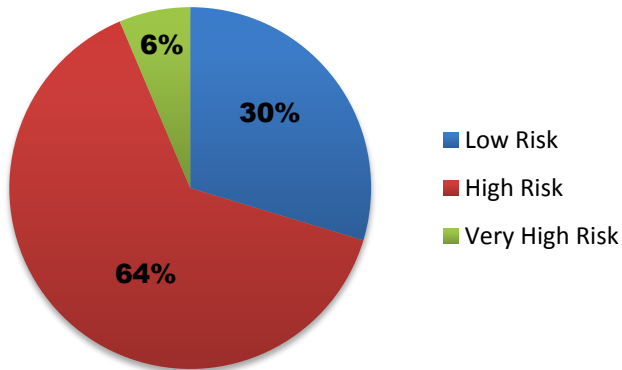
Referrals by Gender



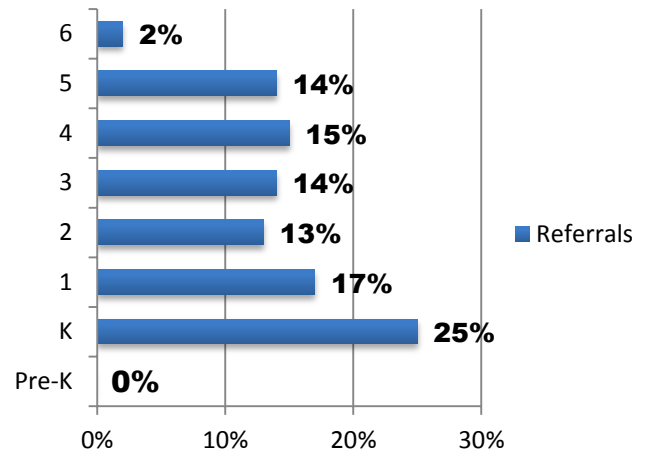
Referrals by Race



Referrals by Risk Status



Referrals by Grade



⁴ Data collected through December 31, 2012 for the referral year 2012-2013

⁵ Criteria used to calculate absences at and after referral:

- Unexcused absences at and after referral could not be null
- A final attendance check had to be completed in the months of May or June to be included

Beyond TASC

Louisiana TASC Day at the Capitol

From 2010-2012, members of the Louisiana TASC Association, TASC site staff, and community partners gathered at the State Capitol in Baton Rouge for Louisiana TASC Day, a special legislative outreach event aimed to promote TASC's efforts and its outcomes. TASC directors, case managers, and support staff along with community stakeholders spoke to legislators about the importance of early intervention as it relates to truancy, and urged legislators to continue funding. Each TASC site displayed media reports and program information to illustrate the impact TASC had in their respective parishes. Various activities of the day included press conferences, legislative testimonies about TASC effectiveness, and networking.

Summer Camps

TASC sites around the State operated summer camps for children referred to the program during the school year. TASC sites collaborated with community partners such as private businesses, social service agencies, schools, universities, law enforcement agencies, and court systems to provide youth enrichment activities during summer break. These camps allowed some of the State's most needy children opportunities to participate in academic, technological and sports activities. As TASC funding declined due to State budget cuts, summer camps ended in 2006.

TASC Conferences

LSU/SSW/OSSRD hosted four statewide TASC conferences from 2002 to 2008 that shared knowledge related to early intervention and truancy, provided training, addressed barriers to program implementation, introduced innovative practices, and encouraged networking among TASC sites. Directors, case managers, and data entry staff attended workshops that offered tools on how to perform the daily functions of the program effectively; how to engage families, schools, and the community; and how to advocate for the needs of the children and families that they served. TASC sites were given the opportunity to share success stories related to their work with children and families. Statewide conferences afforded TASC staff the opportunity to share effective office and case management processes and procedures. TASC conferences were well-attended and held in various geographical locations around the State. Reduced operating funds due to budget cuts were absorbed by eliminating statewide conferences.

TASC Research Initiatives

International Presentations

Presentation	Conference	Location	Year	Presenters
Louisiana Truancy Assessment Service Centers: An Effective Accountability-Based Community Truancy Initiative Incorporating Helping Professional Responses to Meet the Needs of Vulnerable Groups	International Social Welfare Policy and Practice for Vulnerable Groups	Calgary, Canada	2003	Winchester, E. & Pietruszkiewicz, S.

National Presentations

Presentation	Conference	Location	Year	Presenters
Attendance Initiatives: Let's Look at Playing Hooky: Its Perils and our Practices	American Council on School Social Work, 3rd National Research to Practice Summit	Bloomington, IL	2012	Rhodes, J. L. F.
Examining the Predictive Ability of Demographic, School-Related, and Psychosocial Risk Factors for On-Time Grade Attainment Among At-Risk Elementary School Children In An Early Truancy Intervention	Society for Social Work and Research Annual Conference	Washington, DC	2012	Rhodes, J. L. F., Lemieux, C. M., & Thomas, J. M.
An Evaluation of the Truancy Assessment and Service Center (TASC) Early Truancy Intervention Program with a Regression Discontinuity Design: A Replication Study	Society for Social Work and Research Annual Conference	Washington, DC	2012	Thomas, J. M. & Rhodes, J. L. F.
The Louisiana Model for Addressing Truancy in Elementary Schools: The Truancy Assessment and Service Center (TASC) program	National Center for School Engagement 1st National Conference on School Success	Denver, CO	2011	Rhodes, J. L. F. & Thomas-Smith, J.
Truancy Intervention Initiative: Intensive Case Management for Elementary School Children and Their Families	American Council on School Social Work, 2nd National Research to Practice Summit	Bloomington, IL	2011	Rhodes, J. L. F.
An Early Truancy Intervention Model: The TASC Program	Society for Social Work and Research Annual Conference	Tampa, FL	2011	Guan, X.

National Presentations Continued...

Presentation	Conference	Location	Year	Presenters
Examining Program Effectiveness and Components of a Truancy Prevention Intervention Among At-Risk Elementary School Children	National Organization of Forensic Social Work Annual Conference	New Orleans, LA	2011	Rhodes, J. L. F., Thomas, J. M., & Lemieux, C. M.
The Efficacy of an Intensive Case Management Early Truancy Intervention Program: Preliminary Results from a Regression Discontinuity Design	Society for Social Work and Research Annual Conference	San Francisco, CA	2010	Thomas, J. M., Vlosky, D. A., Rhodes, J.L.F., & Lemieux, C. M.
Examining Truancy Prevention Program Decisions for Elementary School Children At High Risk for Continued Chronic Absences	Conference on Child and Family Programs and Policy National Conference	Bridgewater, MA	2009	Rhodes, J. L. F.
Louisiana Truancy Assessment and Service Centers: Outcomes of Judicial Intervention for Elementary School Students	National Organization of Forensic Social Work Annual Conference	Hartford, CT	2008	Thomas, J. H., Trainham, A., & Rhodes, J. L. F.
The Lasting Benefits of Early Truancy Intervention	Council on Social Work Education Annual Program Meeting	San Francisco, CA	2007	Guin, C.C., Cain, D. & Kim, H
"Using Data Collection and Feedback to Bridge Daily Practice to Long Term Outcomes	National Resource Center for Child Welfare and Data Technology Conference	Washington , D.C	2007	Trainham, A., Thomas-Smith, J. & Clark, J.
Truancy Assessment Centers: A model for research-based, outcome oriented and data driven prevention programming	National Resource Center for Child Welfare Data and Technology Conference	Washington DC	2005	Istre, T.
Reaching the Hard to Reach: Treating Low Income Black Children by Addressing Truancy	National Institute of Mental Health Broadening the Scope of Scientific Investigation Conference	Washington DC	2005	Guin, C.C. & Fritsma, T.
Treating At-Risk Families in Rural Communities	Social Work Research Biennial Conference	Jackson, MS	2005	Pietruszkiewicz, S.
Making Sense of the Kaleidoscope: Four Approaches to Evaluating Your Truancy Reduction Program	Partnering to Prevent Truancy: A National Priority Conference	Washington , D.C	2004	Heilbrunn, L., MacGillivray, H. & Pietruszkiewicz, S.
Diverse Pathways to Capital Criminality	Academy of Criminal Justice Sciences Annual Meeting	Las Vegas, NV	2004	Guin, C.C.
Louisiana Truancy Assessment Centers: A Model for Research-Based, Outcome Oriented and Data Driven Prevention Programming	Hawaii International Conference on Social Sciences	Honolulu, HI	2004	Winchester, E.A.
TASC: A Model for Prevention and Programming	Child Welfare League of America Mid-West Region Conference	Indianapolis, IN	2004	Trainham, A.& Istre, T.
Building Blocks to Success: The ABC's of Truancy Reduction	National Conference on Juvenile Justice	Las Vegas, NV	2004	Trainham, A.& Istre, T.

Presentation	Conference	Location	Year	Presenters
Louisiana Truancy Assessment and Service Centers: Evaluating for Program Effectiveness and Performance-Based Accountability	American Evaluation Association Annual Conference	Reno, NV	2003	Istre, T. & Pietruszkiewicz, S.
The Role of Truancy in the Pathway to Criminality and Evidence of an Effective Intervention Strategy	National Organization of Forensic Social Work Annual Conference	Phoenix, AZ	2003	Winchester, E., Istre, T. & Pietruszkiewicz, S.
The Role Of Truancy in the Pathway to Criminality and Evidence of an Effective Intervention Strategy	International Community Corrections Association	Indianapolis, IN	2003	Trainham, A., & Winchester, E.
Truancy Assessment and Service Centers: The Louisiana Model	Truancy Dropout Symposium	Lexington, KY	2002	Shell, E., Istre, T. & Pietruszkiewicz, S.

State Presentations

Presentation	Conference	Location	Year	Presenters
Playing Hooky: Its Perils and Our Practices	American Council for School Social Work State Conference	New Orleans, LA	2013	Rhodes, J. L. F.
The Value of Our Practice: How to Evaluate and Communicate Impact	American Council for School Social Work State Conference	New Orleans, LA	2012	Rhodes, J. L. F.
An Overview of the Case Management Activity Tracking Tool	Louisiana Families in Need of Services Association Conference	Baton Rouge, LA	2008	Trainham, A. & Thomas-Smith, J.
Playing Hooky: Facts, Figures and Life Course Implications	National Association of Social Worker Louisiana Chapter	Baton Rouge, LA	2008	Thomas, J. M.
Truancy Assessment and Service Centers: A Community-Based Effort to Prevent Juvenile Delinquency	Paul M. Hebert Law Center Juvenile Justice Seminar	Baton Rouge, LA	2008	Pietruszkiewicz, S.
The Lasting Benefits of Early Truancy Intervention	National Association of Social Worker Louisiana Chapter	Baton Rouge, LA	2007	Guin, C.C., Cain, D. & Kim, H
Working with High-Risk Families	Louisiana Families in Need of Services Association Conference	Baton Rouge, LA	2007	Pietruszkiewicz, S.
Working with High-Risk Families	Prevent Child Abuse Louisiana 21 st Annual “Kids are Worth It!” Conference on Child Abuse and Neglect	Baton Rouge, LA	2007	Pietruszkiewicz, S.

State Presentations Continued...

Presentation	Conference	Location	Year	Presenters
Truancy Assessment And Service Centers and FINS: Community-Based Efforts to Prevent Juvenile Delinquency	Paul M. Hebert Law Center Juvenile Justice Seminar	Baton Rouge, LA	2007	Pietruszkiewicz, S.
How to Establish and Run a Truancy Program	Louisiana Families in Need of Services Association Conference	Baton Rouge, LA	2007	Trainham, A. & Thomas-Smith, J.
Recognizing Abuse and its Effects on Children	Prevent Child Abuse Louisiana 20 th Annual "Kids are Worth It!" Conference on Child Abuse and Neglect	Baton Rouge, LA	2006	Pietruszkiewicz, S.
Identifying, Assessing and Treating At-Risk Youth and Families	National Association of Social Workers Louisiana Chapter	Baton Rouge, LA	2006	Pietruszkiewicz, S.
Why Should Anyone Care About Data?	Louisiana Child, Welfare and Attendance Personnel Association Bi-Annual Conference	Shreveport, LA	2006	Trainham, A.
The Lasting Benefits of Early Truancy Intervention	National Organization of Social Workers Annual Conference	Baton Rouge, LA	2006	Guin, C.C. Kim, H. & Cain, D.
Truancy Assessment and Service Centers: A Model for Prevention Programming	Louisiana Association of Safe and Drug Free Schools and Communities Fall Conference for Prevention Professionals	Baton Rouge, LA	2005	Istre, T. & Douglas, R.
Beyond Truancy: Treating At-Risk Families in Rural Communities	National Association of Social Workers Louisiana Chapter	Baton Rouge, LA	2005	Pietruszkiewicz, S.
Families on the Brink in Louisiana	Prevent Child Abuse Louisiana 19 th Annual "Kids Are Worth It!" Conference on Child Abuse and Neglect	Baton Rouge, LA	2005	Pietruszkiewicz, S.
Recognizing Abuse and Its Effect on Children	Louisiana Families in Need of Services Association Conference	Baton Rouge, LA	2004	Pietruszkiewicz, S.
Child Abuse and Neglect in Louisiana	Prevent Child Abuse Louisiana 18 th Annual "Kids Are Worth It!" Conference on Child Abuse and Neglect	Baton Rouge, LA	2004	Pietruszkiewicz, S.
Identifying, Assessing and Treating At-Risk Youth and Families in Louisiana	23 rd Annual Governor's Conference on Juvenile Justice	New Orleans, LA	2003	Pietruszkiewicz, S.
Truancy Assessment And Service Centers: A Community-Based Effort to Prevent Juvenile Delinquency	Paul M. Hebert Law Center Juvenile Justice Seminar	Baton Rouge, LA	2003	Istre, T. & Pietruszkiewicz, S.

Presentation	Conference	Location	Year	Presenters
Truancy Assessment and Service Centers	Prevent Child Abuse Louisiana 17 th Annual “Kids Are Worth It!” Conference on Child Abuse and Neglect	Baton Rouge, LA	2003	Trainham, A., Pietruszkiewicz, S., Winchester, E. & Istre, T.
Truancy Assessment and Service Centers and FINS: The Inherent Connection	Louisiana Families in Need of Services Association Conference	Lafayette, LA	2002	Winchester, E., Pietruszkiewicz, S. & Istre, T.
Truancy Assessment and Service Centers: A Roadblock on the Pathway to Juvenile Delinquency	22 nd Annual Governor’s Conference on Juvenile Justice	Baton Rouge, LA	2002	Trainham, A., Winchester, E., Istre, T., & Pietruszkiewicz, S.
Truancy Assessment and Service Centers	Louisiana Head Start Association Conference	Baton Rouge, LA	2001	LeDoux, L., Trainham, A., & Istre, T.
Life Histories: Progression into Criminality	19 th Annual Governor’s Conference on Juvenile Justice	Baton Rouge, LA	1999	Guin, C.C.
Profile of Troubled Youth in Louisiana	Policy Conference on Life Long Learning	Alexandria, LA	1999	Guin, C.C.
The Relationship Between Child Abuse and Neglect and the Development of Criminal Behavior	Annual State Conference on Child abuse and Neglect	Baton Rouge, LA	1999	Guin, C.C.

TASC Legislative Testimony

Presentation	Presented to	Location	Presenters	Year
TASC Progress and Funding	Louisiana Legislature	Baton Rouge, LA	OSSRD Researchers, Staff, and TASC site representatives	2000-2012
Life History Testimony in Support of Truancy Assessment and Service Center Development	Testimony to House Criminal Justice Committee, Louisiana Legislature	Baton Rouge, LA	Guin, C.C.	1999
Juvenile Assessment Centers on Truants	Judiciary A., Louisiana Legislature	Baton Rouge, LA	Guin, C.C.	1998

TASC Trainings, Conferences, other Presentations

Presentation	Presented to	Location	Presenters	Year
Service Management and Recordkeeping Tool (SMART)	TASC Case Managers and Staff	Held at each TASC site location	OSSRD Staff	2011-2012
Bi-annual TASC Case Management and Database Training	Orientation training for TASC Staff	Louisiana State University, Baton Rouge, LA	OSSRD Staff	2001-2012
Introduced the Case Management Activity Tracking Tool (CMATT), mandatory forms	TASC Staff	Baton Rouge, LA	OSSRD Staff	2007
TASC End of Year Data Statistics, programmatic information	Louisiana Truancy Assessment and Service Center Association (LATASC), other guests	Held in various TASC site locations every Fall	OSSRD Staff	2006-2012
TASC End of Year Data Statistics, programmatic information	TASC Staff, other guests	Woodworth, LA	OSSRD Staff	2004
TASC End of Year Data Statistics, programmatic information	TASC Staff, other guests	Baton Rouge, LA	OSSRD Staff	2003
TASC End of Year Data Statistics, programmatic information	TASC Staff, other guests	Baton Rouge, LA	OSSRD Staff	2002

Public Service Presentations

Presentation	Presented to	Location	Presenters	Year
Let's Look at Playing Hooky: Its Perils and Our Practices	Keynote Presentation at the 56th Annual Juvenile Officers Association	Lafayette, LA	Rhodes, J. L. F.	2012
Poverty Matters: What's Working to Help Families and Children in Louisiana?	Louisiana Children's Defense Fund State Conference	Baton Rouge, LA	Rhodes, J. L. F. & Robison, S. B.	2012
Louisiana Children at the Crossroads of Race and Poverty: Their Pathway into Delinquency and Crime	Class taught by multidisciplinary team in LSU Honors College	Baton Rouge, LA	Guin, C.C.	2009
Truancy Association and Service Center	Louisiana District Attorney's Association	Baton Rouge, LA	Guin, C.C.	2009
Pathways into Crime	EBR District Attorney's meeting concerning truancy	Baton Rouge, LA	Guin, C.C.	2009
Playing Hooky: Facts, Figures and Life Course Implications	NASW Louisiana Chapter Continuing Education Program	Shreveport, LA	Thomas, J. M.	2009
Playing Hooky: Facts, Figures and Life Course Implications	NASW Louisiana Chapter Continuing Education Program Jackson Forensic Hospital	Jackson, LA	Thomas, J. M.	2009
Playing Hooky: Facts, Figures and Life Course Implications	NASW Louisiana Chapter Continuing Education Program Terrebonne General Medical Center	Houma, LA	Thomas, J. M.	2009
Playing Hooky: Facts, Figures and Life Course Implications	NASW Louisiana Chapter Continuing Education Program Greenwell Springs Hospital	Greenwell Springs, LA	Thomas, J. M., & Rhodes, J. L. F.	2009
TASC: Targeting Attendance and Strengthening Communities	Louisiana Department of Education School Safety Summit	Alexandria, LA	Rhodes, J. L. F., & Vlosky, D. A.	2009
Truancy Through the Life Course	LSU Life Course and Aging Center monthly meeting	Louisiana State University, Baton Rouge, LA	Thomas, J. M.	2008
The Influence of Early Childhood Truancy on Life Course Outcomes- Poster Presentation	LSU Life Course and Aging Center Annual Conference	Louisiana State University, Baton Rouge, LA	Thomas, J. M.	2008
Early Truancy: Facts, Figures and Life Course Impacts	Masters Level Human Behavior in the Social Environment Class	Louisiana State University, School of Social Work Baton Rouge, LA	Thomas, J. M.	2007
ABC: Early, Swift & Intensive Intervention to Combat Truancy in Louisiana-Poster Presentation	Chancellor's Service-Learning & Civic Engagement Showcase	Louisiana State University, Baton Rouge, LA	Vlosky, D.A., Trainham, A., Rhodes, J.L.F., Thomas, J.H., Clark, J.A., & Thomas-Smith, J.	2007
Pathways Into Crime: Insights from Life Histories	LSU Department of Sociology Brown Bag	Louisiana State University, Baton Rouge, LA	Guin, C.C.	2006
The Development of the Criminal Personality and The Juvenile Justice System	LSU Student Association	LSU East Campus Apartments, Baton Rouge, LA	Guin, C.C.	2006
Identifying Criminal Pathways	"Leadership Ascension" sponsored by the Ascension Parish Chamber of Commerce	Gonzales, LA	Pietruszkiewicz, S.	2006

Peer-Reviewed Journals

Article	Journal	Authors	Year
Early Truancy Intervention: Results of an Evaluation using a Regression Discontinuity Design	Children and Youth Services Review	Thomas, J. M., Lemieux, C. M., Rhodes, J. L. F., & Vlosky, D. A.	2011
A Tool for Assessing Truancy Risk Among School Children: Predictive and Construct Validity of the Risk Indicator Survey	Journal of Social Service Research	H. Kim & J. J. Barthelemy	2010
Truancy Assessment and Service Centers (TASC): Engaging Elementary School Children and Their Families	School Social Work Journal	Rhodes, J. L. F., Thomas, J. M., Lemieux, C. M., Cain, D., & Guin, C. C.	2010
The Financial and Social Costs of Dropping Out of High School	E-journal of Business and Economic Issues	Lewis, D., Terrell, D. & Guin, C.C.	2008
Pathways to Death Row for America's Disabled Youth: Three Case Studies Driving Reform	International Journal of Youth Studies	Schroeder, J., Guin, C.C., Chaisson, R.A. and Houchins, D.	2004

Dissertations

Title	Author	Year
The Predictive Ability of Demographic and Psychosocial Risk Factors, School-Related Characteristics, and Service Interventions on Grade Attainment Among At-Risk Elementary School Children in a Truancy Program	Rhodes, J. L. F.	2011
An Examination of the Effectiveness of an Early Truancy Intervention for Reducing Chronic Absenteeism Amongst At-Risk Students through the use of Regression Discontinuity Analysis	Thomas, J. M.	2011
The Effects of Children's Perceptions of Attachment Security and Emotion Regulation on School Disengagement Among Elementary School Truants	Kim, H.	2008

Master's Thesis

Title	Author	Year
A Study of Elementary School Children at Risk for Truancy: Exploring Gender Differences, Services Offered, and Other Factors Related to Truancy	Joseph, A.	2008

Other Publications

Title	Publication/Author	Year
Strides for Education: Why staying in school isn't just a social issue...It's economics, too	LSU Research/Office of Research & Economic Development /C. Juarez	Fall 2012

Grants and Awards

Federal Funds

From 2001 to 2010, the TASC program was awarded Temporary Assistance for Needy Families (TANF) funds. TANF provides federal monies as a block grant program to states in order to move recipients from welfare assistance programs to work. TANF sponsored programs must meet one or more of TANF's purposes:

- Assisting needy families so that children can be cared for in their own homes;
- Reducing the dependency of needy parents by promoting job preparation, work and marriage;
- Preventing out-of-wedlock pregnancies;
- Encouraging the formation and maintenance of two-parent families.

Research shows that truancy prevention and intervention programs reduce risks for early sexual activity and the prevention of teen pregnancy as well as chronic absenteeism, delinquency, substance abuse, and school dropout. TANF monies were utilized to support TASC programs in Acadia, Tangipahoa, Livingston, St. Helena, Bossier/Webster, Lincoln/Union, St. Tammany/Washington, and Vermilion Parishes.

Economic Development Assistantship

In 2007, the LSU School of Social Work was awarded a LSU Economic Development Assistantship (EDA) for truancy studies. Awarded for four years, EDAs are competitive and authorized at the discretion of the Dean of the LSU Graduate School and awarded to incoming doctoral students whose study and research affects the economic development of Louisiana. Students who are awarded EDAs maintain a 3.5 overall and semester GPA. Duties consist of research on the project submitted by the faculty project director or a very closely related topic.

The EDA award resulted in academic research publications (Rhodes, Thomas, Lemieux, Cain, & Guin, 2010; Thomas, Lemieux, Rhodes, & Vlosky, 2011) and the dissertation entitled, "The Predictive Ability of Demographic and Psychosocial Risk Factors, School-Related Characteristics, and Service

Interventions on Grade Attainment Among At-Risk Elementary School Children in a Truancy Intervention” (Rhodes, 2011). Research demonstrated the effectiveness of the TASC intervention in reducing truancy and risk factors associated with on-time school attainment.

Parent University-Raising Winners

From 2010-2013, LSU/SSW/OSSRD was awarded a grant by the Louisiana Children’s Trust Fund to coordinate a program entitled, “Parent University-Raising Winners.” This parenting education program is based on the Effective Black Parenting model and was sponsored in the following rural parishes: Acadia, Beauregard, Jackson, Lincoln, Union and Vermilion. Parents and guardians of children in grades K-5 who were affiliated with TASC and its community partners were invited to participate in a series of workshops that focused on developing life goals, modeling positive behavior, and learning how to set rules and limits for children. While parents participated in educational workshops, their children participated in enrichment activities that focused on bullying, safety skills, and school attachment.

Many of the parents who participated in the “Parent University-Raising Winners” did not graduate from high school and had not been active in school settings in many years. Not only did the program give the parents tools needed to raise their children, but it also gave them a sense of pride. The parents who participated in all of the sessions were able to take part in a graduation ceremony at the end of the training period. In a role reversal, children sat in the audience and witnessed their parents receive certificates for successful completion of the program. The “Parent University - Raising Winners” program enhanced parent/child relationships taught a valuable lesson to parents and children. Participation training workshops and commitment to attend classes regularly demonstrated and reinforced the importance of education.

TASC Benefits to LA

Since 1999, LSU SSW OSSRD has worked in partnership with not only individual TASC sites, but also with other state- and local-level organizations on behalf of Louisiana’s most at-risk children and

families. Partnerships included the Families in Need of Services (FINS) program, the Louisiana Supreme Court, the 16th JDC's Prosecutor's Early Intervention program, and the City of Baton Rouge.

FINS has benefited from LSU's consultation on the FINS Statewide database. Additionally, LSU/SSW/OSSRD allowed FINS to utilize TASC instruments in the FINS process. The instruments are used in risk assessment and enhanced FINS intervention. TASC developed instruments are the intellectual property of LSU and copyrighted by College of Human Science and Education, School of Social Work.

LSU/SSW/OSSRD's work alongside the 16th Judicial District Court and District Attorney's Family Services Division informed the Prosecutor's Early Intervention (PEI) program that assists school children in K-12th grades with behavioral problems that are possibly predictive of later juvenile delinquency issues. This knowledge aided PEI and other communities in their work to minimize the negative impacts of truancy.

East Baton Rouge TASC created a parish truancy court to better serve families rather than exposing children and families to district court. The relationships and collaborative work among EBR TASC, BR Police, EBR Sheriff Department, the District Attorney Office, the Office of Mayor President, EBR school system, and community- and faith-based agencies fostered the development of the Family and Youth Service Center (FYSC), a one-stop shop created to coordinate all organizations working with children and youth who are threatened by non-treated truancy. This collaborative has further benefited the City of Baton Rouge through the Baton Rouge Area Violence Elimination (BRAVE) project, which was funded by the Office of Juvenile Justice and Delinquency Prevention (OJJDP). BRAVE is a targeted anti-violence initiative to reduce gun and gang violence in the City's most crime impacted area.

TASC programs in the 32 parishes of the State utilized school- and community-based services and resources which allowed community leaders and stakeholders to gain a better understanding of the strengths in their communities and gaps in services. For example, tutoring programs aimed to foster better educational outcomes require reliable transportation in order for children to participate regularly. The TASC program has benefited not only children and families directly served, but also communities and the State.

National Impact

Since 1999, school districts, court systems, social service agencies, and university students from across the United States have inquired about the TASC, including the TASC process, instruments, evaluation and monitoring protocols, and the TASC Case Management Database System. The TASC program is designated as a Promising Program by the Office of Juvenile Justice and Delinquency

Prevention, a Model Program by the National Dropout Center Network, and a Best Practice Program for Deinstitutionalization of Status Offenders.

Currently, the Greater Omaha Attendance and Learning Services (GOALS) Center located in Omaha, Nebraska is replicating the TASC program. The Honorable Judge Elizabeth Crnkovich of the Douglas County Juvenile Court and a group of community partners and education leaders have adopted the TASC model and are addressing truancy through early intervention and coordinated services to youth in multiple school districts in the greater Omaha area. Judge Crnkovich states, “As a judge working with youth, I cannot emphasize enough the need for education among our youth. Lack of personal growth, delinquency, teen pregnancy, and drug abuse are just a few of the many challenges for youth who drop out of school. Prevention and intervention are the best approaches to meet the needs of children. The TASC program provides this and more.” Replication and expansion of the TASC model as evidenced by the GOALS Center in Omaha, Nebraska shows the functionality of the TASC model beyond communities in Louisiana. TASC can be adapted to other school districts, court systems, and social service agencies to serve children and families.

References

- Alexander, K. L., Entwisle, D. R., & Kabbani, N. S. (2001). The dropout process in life course perspective: Early risk factors at home and school. *Teachers College Record*, 103(5), 760-822.
- Baker, M. L., Sigmon, J. N., & Nugent, M. E. (2001). Truancy reduction: Keeping students in school. *Juvenile Justice Bulletin*. (NCJ Report No. 188947). Washington, DC: U.S. Department of Justice, Office of Justice Programs, Office of Juvenile Justice and Delinquency Prevention.
- Bridgeland, J. M., Dilulio, J. J., & Morrison, K. B. (2006). *The silent epidemic: Perspectives of high school dropouts*. Washington, DC: Civic Enterprises, LLC.
- Burns, B. J., Howell, J. C., Wiig, J. K., Augimeri, L. K., Welsh, B. C., Loeber, R., et al. (2003). Treatment, services, & intervention programs for child delinquents. *Child Delinquency Bulletin*. (NCJ Report No. 193410). Washington, DC: U.S. Department of Justice, Office of Justice Programs, Office of Juvenile Justice and Delinquency Prevention.
- Epstein, J., & Sheldon, S. (2002). Present and accounted for: Improving student attendance through family and community involvement. *The Journal of Educational Research*, 95, 380-327.
- Franklin, C. (1992). Family and individual patterns in a group of middle-class dropout youths. *Social Work*, 37(4), 338-344.
- Fraser, M. W. (2004). The ecology of childhood: A multisystems perspective. In M.W. Fraser (Ed.), *Risk and resilience in childhood: An ecological perspective* (2nd ed., pp.1-12). Washington, DC: NASW Press.
- Gandy, C., & Schultz, J. L. (2007). *Increasing school attendance for k-8 students: A review of research examining the effectiveness of truancy prevention programs* (pp.1-21) Amherst H. Wilder Foundation, Retrieved on November 1, 2007 from www.wilder.org/download.0.html?report=1997
- Garry, E. M. (1996). Truancy: First step to a lifetime of problems. *Juvenile Justice Bulletin*. Washington, D.C. U.S. Department of Justice, Office of Justice Programs, Office of Juvenile Justice and Delinquency Prevention.
- General Educational Development Testing Service. (2006). *Who passed the GED tests? 2004 statistical report*. Washington, DC: American Council on Education.
- Grooters, L., & Faidley, B. (2002). Impacting early elementary school attendance: It can be done. *Journal of School Social Work*, 13(1), 70-90.
- Harlow, C. E. (2003). Education and correctional populations. *Bureau of Justice Statistics: Special Report*. (NCJ Report No. 195670). Rockville, MD: U.S. Department of Justice.
- Hawkins, J. D., & Catalano, R. (1995). *Risk focused prevention: Using the social development strategy*. Seattle, WA: Developmental Research and Programs, Inc.

- Kelley, B. T., Loeber, R., Keenan, K., & DeLamarte, M. (1997). Developmental pathways in boys' disruptive and delinquent behavior. *Juvenile Justice Bulletin*. (NCJ Report No. 165692). Washington, DC: U.S. Department of Justice, Office of Justice Programs, Office of Juvenile Justice and Delinquency Prevention.
- Kim, H., & Barthelemy, J. J. (2010). A tool for assessing truancy risk among school children: Predictive and construct validity for the Risk Indicator Survey Instrument. *Journal of Social Service Research, 37*(1), 50-60.
- Lewis, D., Terrell, D., & Guin, C. C. (2008). The financial and societal costs of dropping out of high school. *E-journal of Business & Economic Issues, 3*(2).
- Lochner, L., & Moretti, E. (2004). The effect of education on crime: Evidence from prison inmates, arrests, and self-reports. *The American Economic Review, 94*(1), 155-189.
- Loeber, R., & Farrington, D. (2000). Young children who commit crime: Epidemiology, developmental origins, risk factors, early interventions, and policy implications. *Development and Psychopathology, 12*(4), 737-762.
- Louisiana Department of Education. (2006). *2004-2005 Louisiana state education progress report*. Baton Rouge, LA: Author.
- McCluskey, C. P., Bynum, T. S., & Patchin, J. W. (2004). Reducing chronic absenteeism: An assessment of an early truancy initiative. *Crime & Delinquency, 50*(2), 214-234.
- Rhodes, J. L. F., Thomas, J. M., Lemieux, C. M., Cain, D. S., & Guin, C.C. (2010). Truancy Assessment and Service Centers (TASC): Engaging elementary school children and their families. *School Social Work Journal, 35*(11), 83-100.
- Richman, J. M., Bowen, G. L., & Woolley, M. E. (2004). School failure: An eco-interactional developmental perspective. In M.W. Fraser (Ed.), *Risk and resilience in childhood: An ecological perspective* (2nd ed., pp.133-160). Washington, DC: NASW Press.
- Snyder, H. N., & Sickmund, M. (1999). *Juvenile offenders and victims: 1999 national report*. Washington, DC: Office of Juvenile Justice and Delinquency Prevention.
- Teasley, M. L. (2004). Absenteeism and truancy: Risk, protection, and best practice implications for school social workers. *Children & Schools, 26*(2), 117-128.
- Thomas, J. M., Lemieux, C. M., Rhodes, J. L. F., & Vlosky, D. A. (2011). Early truancy intervention: Results of an evaluation using regression discontinuity design. *Children and Youth Services Review, 33*, 1563-1572.
- U.S. Census Bureau. (2007). State and Country Quickfacts. Retrieved on June 6, 2007 from <http://quickfacts.census.gov/qfd/states/22000.html>

Appendices

Appendix A: Schools with Referrals

(Note: Schools that received referrals at any time are included. Over time, some schools have been closed or renamed.)

Acadia TASC

Alternative School	Iota Elementary School
Armstrong Middle School	Martin Petitjean Elementary
Branch Elementary School	Mermentau Elementary School
Central Rayne Kindergarten	Mire Elementary School
Church Point Elementary School	Morse Elementary School
Church Point Middle School	North Crowley Elementary School
Crowley Kindergarten	Rayne High School
Crowley Middle School	Richard Elementary School
Egan Elementary School	Ross Elementary School
Estherwood Elementary School	South Crowley Elementary School
Evangeline Elementary School	South Rayne Elementary

Allen TASC

Elizabeth High School	Oakdale Middle School
Fairview High School	Oberlin Elementary School
Kinder Elementary School	Reeves High School
Oakdale Elementary School	

Ascension, Assumption, St. James TASC

Bayou L'Ourse Primary School	Lowery Elementary School
Belle Rose Middle School	Lowery Intermediate School
Belle Rose Primary School	Lutcher Elementary School
Carver Primary School	Napoleonville Middle School
Central Middle School	Napoleonville Primary School
Central Primary School	Oak Grove Primary School
Donaldsonville Primary School	Paulina Elementary School
Duplessis Primary School	Pecan Grove Primary School
Dutchtown Primary School	Pierre Part Primary School
Fifth Ward Elementary School	Prairieville Primary School
Galvez Primary School	Romeville Elementary School
Gonzales Primary School	Sixth Ward Elementary School
Gramercy Elementary School	Spanish Lake Primary School
Labadieville Middle School	St. Amant Primary School
Labadieville Primary School	Vacherie Elementary School
Lake Elementary School	Vacherie Primary School
Lakeside Primary School	

Beauregard TASC

Carver Elementary School	Pinewood Elementary School
Carver Elementary School	Singer High School
East Beauregard Elementary School	South Beauregard Elementary School
K.R. Hanchey Elementary School	South Beauregard Upper Elementary School
Merryville High School	

Bossier, Webster TASC

Apollo Elementary School	Kerr Elementary School
Bellaire Elementary School	Legacy Elementary School
Benton Elementary School	Meadowview Elementary School
Benton Middle School	North Webster Lower Elementary School
Bossier Elementary School	North Webster Upper Elementary School
Brown Middle School	Phillips Middle School
Browning Elementary School	Plantation Park Elementary School
Butler Elementary School	Platt Elementary School
Carrie Martin Elementary School	Princeton Elementary School
Central Elementary School	Richardson Elementary School
Central Park Elementary School	Sarepta High School
Charlotte Mitchell Ed. Center School	Shongaloo School
Cotton Valley Elementary School	Stewart Elementary School
Curtis Elementary School	Stockwell Place Elementary School
Doyline High School	Sun City Elementary School
Elm Grove Elementary School	T.L. Rodes Elementary School
Elm Grove Middle School	Union Elementary School
Howell Elementary School	Waller Elementary School
J.E. Harper Elementary School	Wt. Lewis Elementary School
Jones Elementary School	

Caddo TASC

Arthur Circle Elementary School	Newton Smith Elementary School
Atkins Elementary School	North Highlands Elementary School
Barrett Elementary School	Northside Elementary School
Blanchard Elementary School	Oak Park Elementary School
Caddo Heights Elementary School	Oil City Elementary/Middle School
Central Elementary School	Pine Grove Elementary School
Claiborne Elementary School	Queensborough Elementary School
Creswell Elementary School	Southern Hills Elementary School
Eden Gardens Elementary School	Stoner Hill Elementary School
Fairfield Elementary School	Summer Grove Elementary School
Forest Hill Elementary School	Sunset Acres Elementary School
Hillsdale Elementary School	University Elementary School
Ingersoll Elementary School	Werner Park Elementary School
Lakeshore Elementary School	West Shreveport Elementary School
Midway Elementary School	Westwood Elementary School
Mooretown Elementary School	

Calcasieu TASC

Barbe Elementary School	Maplewood Middle (K-8) School
Bell City High (K-12) School	Moss Bluff Elementary School
Brentwood Elementary School	Nelson Elementary School
College Oaks Elementary School	Oak Park Elementary School
Cypress Cove Elementary School	Pearl Watson Elementary School
Dequincy Primary School	Prien Lake Elementary School
Dolby Elementary School	R.W. Vincent Elementary School
E.K. Key Elementary School	Ralph Wilson Elementary School
Fairview Elementary School	St. John Elementary School
Fondel/Combre Elementary School	Starks High (K-12) School
Frasch Elementary School	T.H. Watkins Elementary School
Gillis Elementary School	T.S. Cooley Elementary School
Henry Heights Elementary School	Vincent Settlement Elementary School
J.D. Clifton Elementary School	Vinton Elementary School
J.I. Watson Middle (K-8) School	Vinton Northside Middle School
J.J. Johnson Elementary School	W. W. Lewis Middle School
John F. Kennedy Elementary School	W.T. Henning Elementary School
Lebleu Settlement Elementary School	Western Heights Elementary School
M.J. Kaufman Elementary School	Westwood Elementary School
	Westwood Elementary School

East Baton Rouge TASC

Audubon Elementary School	Lasalle Elementary School
Baker Heights Elementary School	Magnolia Woods Elementary School
Bakerfield Elementary School	Mayfair Elementary School
Banks Elementary School	Melrose Elementary School
Baton Rouge Center	Merrydale Elementary School
Beechwood Elementary School	Mohican Center
Belfair Elementary School	Nicholson Elementary School
Bellingrath Hills Elementary School	North Highlands Elementary School
Bernard Terrace Elementary School	Northeast Elementary School
Broadmoor Elementary School	Park Elementary School
Brookstown Elementary School	Park Forest Elementary School
Brownfields Elementary School	Park Ridge Elementary School
Buchanan Elementary School	Parkview Elementary School
Capital Administrative Center	Polk Elementary School
Capital Elementary School	Progress Elementary School
Cedarcrest-Southmoor Elementary School	Riveroaks Elementary School
Claiborne Elementary School	Ryan Elementary School
Claiborne Elementary School	Scotlandville Elementary School
Crestworth Elementary School	Sharon Hills Elementary School
Dalton Elementary School	Staring Education Center
Delmont Elementary School	Tanglewood Elementary School
Dufroq Elementary School	Twin Oaks Elementary School
Eden Park Elementary School	University Terrace Elementary School
Evolutions Elementary School	Valley Park Alternative
Forest Heights Elementary School	Villa Del Rey Elementary School
Glen Oaks Park Elementary School	Wedgewood Elementary School
Greenbrier Elementary School	Westdale Elementary School

East Baton Rouge TASC Continued...

Greenville Elementary School	Westminster Elementary School
Harding Elementary School	White Hills Preparatory Academy
Highland Elementary School	Wildwood Elementary School
Howell Park Elementary School	Winbourne Elementary School
Jefferson Terrace Elementary School	Woodlawn Elementary
La Belle Aire Elementary School	Zachary Elementary School
Lanier Elementary School	

City Court of Hammond TASC

Crystal Academy	Ponchatoula Junior High School
D.C. Reeves Elementary School	Selh Challenges Program School
Hammond Eastside Elementary Magnet School	Seventh Day Adventist
Hammond Junior High School	SLU Lab School
Hammond Westside Elementary Montessori School	Tucker Memorial Elementary School
Hammond Westside Upper Elementary School	Vineyard Elementary School
Holy Ghost Catholic School	Woodland Park Early Learning Center
Perrin Early Learning Center	

Iberia, St. Mary, St. Martin TASC

Alternative Center for Education	Jefferson Island Elementary School
Avery Island Elementary School	Johnston Street Elementary School
Baldwin Elementary School	Lagrange Elementary School
Bank Avenue Elementary School	Lee Street Elementary School
Bayou Vista Elementary School	Loreauville Elementary School
Berwick Elementary School	M.D. Shannon Elementary School
Breaux Bridge Elementary School	M.E. Norman Elementary School
Breaux Bridge Junior High School	Magnolia Elementary School
Breaux Bridge Primary School	Mary Hines Elementary School
Canal St Elementary School	North Lewis Elementary School
Caneview Elementary School	North Street Elementary School
Catahoula Elementary School	Park Elementary School
Cecilia Primary School	Parks Middle School
Center St Elementary School	Parks Primary School
Centerville Elementary School	Patterson Junior High School
Coteau Elementary School	Peebles Elementary School
Daspit Road Elementary School	Pesson Elementary School
Delcambre Elementary School	Raintree Elementary School
Dodson Street Elementary School	St. Charles Street Elementary School
Early Learning Center	St. Martinville Elementary School
G.W. Hamilton Elementary School	St. Martinville Junior High School
Grand Marais Elementary School	St. Martinville Primary School
H.A. Watts Elementary School	St. Mary Alternative School
Hopkins Street Elementary School	Stephenville Elementary School
Iberia Middle School	Sugarland Elementary School
J.A. Hernandez Elementary School	Teche Elementary School
J.B. Maitland Elementary School	Thomas Gibbs Elementary School
J.S. Aucoin Elementary School	W.P. Foster Elementary School
Jeanerette Elementary School	Wyandotte Elementary School

Jackson TASC

Jonesboro-Hodge Middle School	Southside Elementary School
Quitman High School	Weston High School

Jefferson TASC

Airline Park Elementary School	Harold Keller Elementary School
A.C. Alexander Elementary School	Leo Kerner Elementary School
Ames Elementary School	Lincoln Elementary School for Arts
J.J. Audubon Elementary School	Lionel Collins Montessori
Alice Birney Elementary School	Live Oak Manor Elementary School
Bissonet Plaza Elementary School	Live Oak Elementary School
Geraldine Boudreaux Elementary School	Myrtle C. Thibodeaux Elementary School
Bridgedale Elementary School	Joseph Maggiore, Sr. Elementary School
John Butler Elementary School	Marrero Academy
Chateau Estates Elementary School	Rudolph Matas Elementary School
Lucile Cherbonnier Elementary School	McDonogh #26 Elementary School
John Clancy Elementary School	Metairie Grammar Elementary School
George Cox Elementary School	Kate Middleton Elementary School
Ella Deckbar Elementary School	Mildred Harris Elementary School
Ella Dolhonde Elementary School	Vic Pitre Elementary School
Fred Douglass Elementary School	Ella Pittman Elementary School
J.C. Ellis Elementary School	Norbert Rillieux Elementary School
Estelle Elementary School	Marie Riviere Elementary School
Grand Isle School	Ruppel Academy
Green Park Elementary School	Walter Schneckeburger Elementary School
Greenlawn Terrace Elementary School	Paul J. Solis Elementary School
Gretna #2 Academy for Students	Bonella St Ville Elementary School
Harahan Elementary School	Catherine Strehle Elementary School
William Hart Elementary School	Terrytown Elementary School
Harvey Kindergarten Elementary School	Waggaman Elementary School
Hazel Park-Hilda Knoff Elementary School	Miller Wall Elementary School
Phoebe Hearst Elementary School	Washington Montessori
Homedale Elementary School	Westwego Elementary School
Congetta Trippe Janet Elementary School	Woodland West Elementary School
Jefferson Elementary School	Woodmere Elementary School
Shirley T. Johnson Gretna Park	Granville Woods Elementary School

Jefferson Davis TASC

Elton Elementary School	Lake Arthur Elementary School
Fenton Elementary School	Lascassine High School
Hathaway High School	Ward Elementary School
Jennings Elementary School	Welsh Elementary School

Lafayette TASC

Acadian Middle School	L. Leo Judice Elementary School
Alleman Middle School	Lafayette Middle School
Boucher Elementary School	Live Oak Elementary School
Broadmoor Elementary School	Milton Elementary School
Broussard Middle School	Myrtle Place Elementary School
C.A.P.S./L.A.P.S.	N.P. Moss Middle School
Carencro Hts. Elementary School	Ossun Elementary School
Carencro Middle School	Paul Breaux Middle School
Charles Burke Elementary School	Plantation Elementary School
Duson Elementary School	Prairie Elementary School
Edgar Martin Middle School	Ridge Elementary School
Ernest Gallet Elementary School	S.J. Montgomery Elementary School
Evangeline Elementary School	Scott Middle School
Evangeline Elementary School	Truman Elementary School
G. T. Lindon Elementary School	Vermilion Elementary School
J. Wallace James School	Westside Elementary School
J.W. Faulk Elementary School	Woodvale Elementary School
Judice Middle School	Youngsville Middle School
Katherine Drexel Elementary School	

Lincoln, Union TASC

A.E. Phillips School	Hillcrest Elementary School
Alma Brown Elementary School	Lillie Middle School
Bernice High School	Lincoln Parish Early Childhood Center
Choudrant Elementary School	Linville High School
Cypress Springs Elementary School	Marion High School
Downsville High School	Rocky Branch Elementary School
Farmerville Elementary School	Ruston Elementary School
Glen View Elementary School	Simsboro High School
Hico Elementary School	Spearsville High School

Natchitoches TASC

L.P. Vaughn Elementary School	Park Elementary School
M.R. Weaver Elementary School	Provencal Elementary School

Orleans TASC

A. P. Tureaud Elementary School	Langston Hughes Elementary School
Abramson Science & Technology Charter School	Laurel Elementary School
Agnes L. Bauduit	Lawrence D. Crocker Elementary School
Albert Wicker Elementary School	Little Woods Elementary School
Alice M. Harte Elementary School	Live Oak Elementary School
Audubon Elementary School	Louis D. Armstrong Elementary School
Avery Alexander Elementary School	Mahalia Jackson Elementary School
Benjamin Banneker	Marquis De Lafayette Elementary School
Benjamin Franklin Elementary School	Martin Behrman Elementary School
Carver Elementary School	Martin Luther King, Jr. Elementary School
Crocker Arts And Technology School	Mary Church Terrell Elementary School
Dr. Charles Richard Drew Elementary School	Mary Dora Coghill Elementary School
Dwight D. Eisenhower Elementary School	Mary Mcleod Bethune Elementary School
Edgar P. Harney Elementary School	Mcdonogh #15 Elementary School
Edward Hynes Elementary School	Mcdonogh #32 Elementary School
Einstein Charter School	Mcdonogh #42 Elementary School
Esperanza Charter School	Medard H. Nelson Elementary School
Fannie C. Williams Elementary School	Mildred C. Osborne Elementary School
Fisher Middle School	Milestone Sabis Academy
Florence J. Chester Elementary School	Morris F. X. Jeff Elementary School
Francis W. Gregory Elementary/Middle School	Murray Henderson Elementary School
Gentilly Terrace Elementary School	New Orleans College Preparatory
George O. Mondy, Jr. Elementary School	Paul B. Habans Elementary School
Harriet B. Tubman Elementary School	Phillis Wheatley Elementary School
Helen S. Edwards Elementary School	Pride College Preparatory Academy
Henry C. Schaumburg Elementary School	R. M. Lusher Elementary School
Hope Academy	Ray Abrams Elementary School
Intercultural Charter School	Sarah T. Reed Elementary School
James W. Johnson Elementary School	Sarah T. Reed Sr. High School
John Dibert Elementary School	Success Prep Academy
John W. Hoffman Elementary School	Sylvanie F. Williams
Joseph A. Craig Elementary School	Terrytown Elementary School
Julian Leadership Academy	Thomas Alva Edison Elementary School
Kipp Central City Academy	Village De L'est Elementary School
Lafayette Academy Charter	Vorice J. Waters Elementary School
Lake Forest Charter School	William J. Fischer Elementary School

Ouachita, Morehouse TASC

A.L. Smith Elementary School	James Foster Madison Elementary School
Barkdull Faulk Elementary School	Jefferson Upper Elementary School
Barkdull Faulk Elementary School	Kiroli Elementary School
Berg Jones Elementary School	Lakeshore Elementary School
Berg Jones Elementary School	Lexington Elementary School
Boley Elementary School	Minnie Ruffin Elementary School
Calhoun Elementary School	Oak Hill Elementary School
Carver Elementary School	Pine Grove Elementary School
Cherry Ridge Elementary School	Riser Elementary School
Claiborne Elementary School	Riverbend Elementary School

Ouachita, Morehouse TASC Continued...

Clara Hall Accelerated School	Robinson Elementary School
Crosley Elementary School	Sallie Humble Elementary School
Cypress Point Elementary School	Shady Grove Elementary School
Drew Elementary School	South Side Elementary School
Eastside Elementary School	Swartz Lower Elementary School
Henry V. Adams Elementary School	Swartz Upper Elementary School
Highland Elementary School	Swayze Elementary School
J.S. Clark Elementary School	Woodlawn Elementary School
Jack Hayes Elementary School	Woodlawn Middle School

Rapides TASC

Acadian Elementary School	Martin Park Elementary School
Alma Redwine Elementary School	Mary Goff Elementary School
Ball Elementary	North Bayou Rapides New Vision Academy
Buckeye Elementary School	Northwood High School
Carter C. Raymond Middle School	Oak Hill Elementary School
Cherokee Elementary School	Oak Hill Elementary School
D. F. Huddle Elementary School	Paradise Elementary School
Forest Hill Elementary School	Peabody Montessori School
Glenmora Elementary School	Phoenix Magnet Elementary School
Hadnot-Haynes Elementary School	Pineville Elementary School
Hayden R. Lawrence Middle School	Plainview High School
Horseshoe Drive Elementary School	Poland Junior High School
J.B. Nachman Elementary School	Rapides Motivational Expulsion Center
J.I. Barron Elementary School	Reed Avenue Elementary School
Julius Patrick Elementary School	Rosenthal Montessori School
L.S. Rugg Elementary School	Ruby-Wise Elementary School
Lessie Moore Elementary School	Tioga Elementary School
Mabel Brasher Elementary School	W.O. Hall Primary School

St. Landry TASC

Cankton Elementary School	Melville Elementary School
Central Middle School	Morrow Elementary School
Creswell Elementary School	Northeast Elementary School
East Elementary School	Palmetto Elementary School
Eunice Junior High School	Park Vista Elementary School
Glendale Elementary School	Plaisance Elementary School
Grand Coteau Elementary School	Port Barre Elementary School
Grand Prairie Elementary School	Port Barre High School
Grolee Elementary School	South Street Elementary School
Highland Elementary School	Southwest Elementary School
Krotz Springs Elementary School	St. Landry Accelerated Transition School
Lawtell Elementary School	Sunset Elementary School
Leonville Elementary School	Washington Elementary School

St. Tammany, Washington TASC

Abita Springs Elementary School	Long Avenue School
Abita Springs Middle School	Madisonville Elementary School
Alton Elementary School	Madisonville Junior High School
Bayou Lacombe Middle School	Magnolia Trace Elementary School
Bayou Woods Elementary School	Mandeville Elementary School
Bogalusa Junior High School	Mandeville Middle School
Bonne Ecole Elementary School	Marigny Elementary School
Byrd Avenue Elementary School	Mayfield Elementary School
Carolyn Park Middle School	Mt. Hermon School
Chahta-Ima Elementary School	Northside Elementary School
Clearwood Junior High School	Pine High School
Covington Elementary School	Pine View Middle School
Covington Pathways School	Pleasant Hill Elementary School
Creekside Junior High School	Pontchartrain Elementary School
Cypress Cove Elementary School	Riverside Elementary School
Denhamtown Elementary School	Sixth Ward Elementary School
E. E. Lyon Elementary School	Slidell Junior High School
Enon Elementary School	Slidell Pathways School
Fifth Ward Junior High School	St. Tammany Junior High School
Florida Avenue Elementary School	Superior Avenue Elementary School
Folsom Elementary School	Tchefuncte Middle School
Franklinton Elementary School	Terrace Elementary School
Franklinton High School	Thomas Elementary School
Franklinton Primary School	Thomas Junior High School
Glynn H. Brock Elementary School	Varnado Elementary School
Honey Island Elementary School	W.L. Abney Elementary School
Lake Harbor Middle School	Wesley Ray Elementary School
Lancaster Elementary School	Whispering Forest Elementary School
Lee Road Junior High School	Woodlake Elementary School
Little Oak Middle School	
Little Pearl Elementary School	

Tangipahoa, Livingston, St. Helena TASC

Adult Education - Tangipahoa Parish	Loranger Middle (5-8) School
Albany Lower Elementary (K-2) School	Louisiana Connections Academy
Albany Middle (6-8) School	Louisiana School For The Deaf
Albany Upper Elementary (3-5) School	Maurepas High School
Amite Elementary School	Midway Elementary (K-2) School
Amite High School	Natalbany Elementary (3-5) School
Champ Cooper Elementary School	Nesom Middle School (6-8) School
Chesbrough Elementary School	North Corbin Elementary School
Denham Springs Elementary (K-5) School	North Live Oak Elementary School
Denham Springs Freshman High (9) School	Northside Elementary (K-5) School
Denham Springs High (9-12) School	O W Dillon Elementary School
Denham Springs Jr. High (6-8) School	Pine Ridge
Doyle Elementary (K-6) School	Roseland Elementary (K-6) School
Eastside Elementary (K-5) School	Seventh Ward Elementary (K-5) School
French Settlement Elementary (K-6) School	Sherwood Middle School
French Settlement High (7-12) School	South Fork Elementary School

Tangipahoa, Livingston, St. Helena TASC Continued...

Freshwater Elementary (K-5) School	South Live Oak Elementary School
Frost Elementary School	South Walker Elementary (K-5) School
Gables Academy	Southside Elementary (K-5) School
Gray's Creek Elementary School	Southside Junior High (6-8) School
Hammond Eastside Elementary Magnet School	Spring Creek Elementary (K-6) School
Hammond Eastside Upper Elementary School	Springfield Elementary (K-4) School
Hammond Westside Elementary Montessori School	Springfield Middle (5-8) School
Holden High School	St. Amant Academy
Independence Elementary (K-4) School	St. Helena Central Elem (Prek-4) School
Independence Middle (5-8) School	St. Helena Central Middle (5-8) School
Juban Parc Elementary School	Sumner High (7-12) School
Juban Parc Elementary School	Walker Elementary (K-5) School
Kentwood Elementary (K-6) School	Walker Junior High (6-8) School
Levi Milton Elementary (K-5) School	Westside Junior High (6-8) School
Lewis Vincent Elementary (K-5) School	Westside Middle (5-8) School
Live Oak Lower Elementary (K-2) School	
Live Oak Middle (6-8) School	
Live Oak Upper Elementary (3-5) School	
Livingston Head Start	
Loranger Elementary (K-4) School	

Vermilion TASC

Cecil Picard Elementary School	Kaplan Elementary School
Dozier Elementary School	Leblanc Elementary School
Eaton Park Elementary School	Maurice Elementary School
Erath Middle School	Meaux Elementary School
F.I.E.B. Elementary School	Pecan Island High School
Henry Elementary School	Rene A. Rost Middle School
Herod Elementary School	Seventh Ward Elementary School
Indian Bayou Elementary School	Vermilion Parish Alternative Program (VPAP)
Jesse Owens Elementary School	

Appendix B: Service Providers

(Note: Service providers who were ever entered into the TASC database are included.
Over time, some providers have been closed or renamed.)

Acadia TASC

Acadia Family Resource	Israelite Community Development Corporation
Acadia Parish Health Unit	LA Coalition Against Domestic Violence
Acadia Parish Medicaid Office	Lafayette Teen Court
Acadia Parish School Board	LSU Ag Center, Cooperative Extension Service
AMACHI	National Domestic Abuse Violence Hotline
Anger Management	NAUW
Assist Agency	Office of Community Services (OCS)
Big Brothers/Big Sisters	Office of Family Support (OFS)
Christian Care Centers	Preeminent
City Recreation Department	Private Counselor
CMS Parenting Classes	Private Physician
Crowley Housing	Rayne Housing Authority
Crowley Mental Health	Resource Management
Extra Mile	School Guidance Counselor
Family Tree	School Principal
Gail Gillespie, PhD	Stuller Place
Grief Center	TANF
Home Visiting Paraprofessional	Truancy Assessment & Service Center

Assumption, Ascension, St. James TASC

Ascension Counseling & Substance Abuse Center	Iberville Rehabilitation Center
Ascension Parish School System	Kingsley House
Assumption Mental Health	Magnolia Family Services
Assumption Parish School System	River Parishes Addictive Disorder
Donaldsonville Mental Health	River Parishes Mental Health
FINS/TASC	St. James Parish School System
Gonzales Mental Health	

Beauregard TASC

Acadia Legal Aide	Grace Church Hope House
Adult Education Program(BPSB)	Housing Authority/HUD Rental Assistance Program
Angel Food Ministries	Louisiana Office of Juvenile Justice (OJJ)
BeauCARE Recreation and Education	Louisiana Rehabilitation Services
Beauregard Agape Community Clinic	Louisiana Technical College
Beauregard Behavioral Health Clinic	Moss Regional Medical Center
Beauregard Business & Career Solutions Center	National Alliance on Mental Illness
Beauregard Christian Women Job Corps	New Beginnings
Beauregard Community Action Association (BCAA)	Oceans Behavioral Hospital
Beauregard Community Concerns (Women's Shelter)	Office of Family Support
Beauregard Mental Health Clinic	Physician
Beauregard Parish Department of Children & Family Services, Child Welfare Section	Professional Counseling Specialties
Beauregard Parish Department of Children & Family Services, Economic Stability Section	Rape Crisis Outreach

Beauregard TASC Continued...

Beauregard Parish Health Unit	Rehab Services of SWLA
Beauregard Parish Library (Homework on Line)	Safe & Drug Free School - Title IV
Beauregard Parish Medicaid Office	Salvation Army
Beauregard Parish School Board, Adult Education	School Guidance Counselor
Beauregard Parish School Board, Transportation Department	School Principal
Beauregard Parish School Board Title X, Part C (Homeless Program)	School Reading Intervention
Beauregard Parish Truancy Assessment and Service Center	Social Security Office
Beauregard Public Transit	Soul Care Outreach, Grace Church
Big Brothers Big Sisters	Southwest Louisiana Law Center
CASA of West Central Louisiana	St. Vincent DePaul Thrift Shop
Dentist	Title I, Media Center/Homeless Program (BPSB)
Families Helping Families of Southwest Louisiana, Inc	Transportation Department (BPSB)
Families in Need of Services (FINS)	Volunteers of America Parenting Education Classes
Family and Youth Counseling Agency	Workforce Investment Board (WIB)
God's Food Box	

Bossier, Webster TASC

Above and Beyond	Metropolitan Circles, LLC
Adult Learning Center	Minden Family Care
Alcoholics Anonymous	Minden Medical Center
Alpha Counseling	Minden Mental Health
Apollo Elementary	New Bethel Baptist Church
Bear Hugs	Northwest Legal Services
Bossier Parish Community College	Northwest Louisiana Family Care
Bossier Parish Detention Center	Office of Community Services (OCS)
Bossier Parish Evaluation Center	Office of Family Support (OFS)
Bossier Parish Health Unit	Office of Family Welfare
Bossier Parish Parent Center	Office of Social Services
Bossier Parish School Board	Operation Turn Around
Bossier Parish Sheriff's Office	Overseers, Randy Gillis
Bossier Parish Unemployment Office	Private Counselor
Bossier Parks and Recreation	Private Physician
Boys and Girls Club	Private Tutor
Brentwood	Providence House
Caddo Parish Health Unit	Ray Paxton's Southern USA Boxing
Caddo Parish School Board	Salvation Army
CART	SB Families.com
Celebrate Recovery	School
Children's Counseling Service	Section 8 Housing
Church	Shreveport Family Counseling Center
Contemporary Quality Care	Shreveport Mental Health
Cub Scouts	Social Security Administration
Darby, Jeff - ACE Program	Springhill Health Unit
David Raines Clinic	Springhill Medical Center
Deaf Action Center	St. Rest
District Attorney's Office	St. Vincent
Dr. Susan Vegan	State of Louisiana
Employment Assistance	Success Insight

Bossier, Webster TASC Continued...

Family Counseling Ce	
Family Helping Families	Temporary Employment Agency
Family Services Unlimited	Toms, Susan
Family Support of Webster Parish	Toys for Tots
Gingerbread House	Trinity Safe House
Humane Society	Truancy Assessment & Service Center
Johnny Grey Youth Shelter	UCAP
LA Department of Labor	VOC TECH
LA Works	Walker, Emily
Legal Aid for North Louisiana	Webster Parish Community Service
Lighthouse	Webster Parish Health Unit
Louisiana Employment Office	Webster Parish School Board
Louisiana State Police	Webster Parish Title One
Love Thy Neighbor	Wellsprings
LSU Medical Center	Whispering Spring Counseling and Consulting
Macedonia Baptist Church	Willis Knighton Health System
Medicaid	Young Marine Program
Mental Health Rehab	YWCA

Caddo TASC

100 Men Of Shreveport	Grandma's Crib
1-800-MEDICAID	Helping Hands
Advanced Care, Inc.	Holy Rosary
AKA Sorority	Homeless Education Program
American Red Cross	Interactional Services
Ayers Career College	Jeff Darby
Blue Cliff College	Kid Med
Bossier Learning Center	La ReEntry & Rehabilitation Services
Boys & Girls Club	Lester Dental
BPCC	Lighthouse
Brentwood	Love Covers
Burlington Coat Factory	LSU Children's Center
Caddo Community Action Agency	LSU Mental Health
Caddo Parish Health Unit	LSU Psychiatry
Caddo Parish School Board	Medicaid
Caddo-Bossier Council on Alcoholism	Mental Health Solutions
Career Adventure	Metropolitan Circle
Center for Families	Mooretown Clinic
Center for Hope and Change	Morning Star Baptist Church
CenterPoint	Mt. Canaan
Channel 3	Noel Ministries
Child Protection	NW LA Food Bank
Children's Counseling Center	NW LA Legal Aid
Children's Dental Clinic	Oasis Integrated
Christian Services	Private Physician
Christus Schumpert	Project M.O.M.S
Cognitive Institute, Inc.	Project Uplift
Community Enrichment	Providence House
Community Renewal	Queensborough Neighborhood Association
Contemporary Quality Care	Reach for the Stars
David Raines Community Health Center	Renzi Center
Divine Dentistry	Rescue Mission

Caddo TASC Continued...

Dr. Angela Cush-John	
Dr. Barkowski	School
Dr. Braswell	Section 8 Housing
Dr. Davenport	Shower of Blessings
Dr. Hathorn	Shreveport Family Counseling
Dr. Holiday	Shreveport Mental Health Center
Dr. Holloway	Social Security Administration
Dr. Hughes	Socialization Services
Dr. James Cosse	Southside Children's Clinic
Dr. Jobe	SPAR
Dr. Johnny Johnston	St. Vincent DePaul
Dr. K. Togun	Star Boot Camp
Dr. Manohar Manchandia	State of Louisiana
Dr. Melissa Lawhon	STEP DETOX
Dr. Natalie McConnell	Steven's Boxing and Fitness Program
Dr. Pendleton	Support Enforcement
Dr. Q. Dang	TANF
Dr. Regina Fakner	The Children's Dental Clinic
Dr. Rod Loud, D.D.S	The Highland Center
Dr. Sharon Sims	Tough Love
Dr. Stephanie Henson	Truancy Assessment & Service Center
Eye Care	Vesela Tzoneva, MD
Families Helping Families	Vision Transportation
Family Life Development Center	Volunteers of America
Family Service Unlimited	Wee Care Pediatrics
Friendship House	Willis Knighton
Gingerbread House	Winner's Circle
Goodwill	YWCA

Calcasieu TASC

ADAC	Local Dentist
Behavioral Health Center	Medical Resources
Big Brothers/Big Sisters	Neuropsychology Clinic
Calcasieu Parish District Attorney's Office	Office for Citizen's with Developmental Disabilities (OCDD)
Calcasieu Parish School Board	Office of Community Services (OCS)
Children's Clinic	OJJS
Christus St. Pat's	Private Counselor
CPPJ	Private Physician
Educational and Treatment Center	R.W. Vincent
ETC Resource Center	SBLC
Family and Youth Counseling	School Counselor
Foreman-Reynaud YMCA	Social Security Admin.
Guidance Counselor	State of Louisiana
Helping Hands	SWLA Safety Council
LA CHIP	Truancy Assessment & Service Center
Lake Charles Memorial Hospital	Volunteers of America
LC Mental Health	Women's Shelter
LeBleu Settlement	Women's Shelter
Literacy Council	

East Baton Rouge TASC

100 Black Men	LACHIP
Battered Woman's Shelter	Legal Aid
Bishop Ott Shelter	Louisiana State Department of Education
Boys & Girls Club	LSU Healthcare Network
Boys and Girls Hope	Medicaid
CAHS-Substance Abuse Program	Mount Carmel Baptist Church
Capital Area Human Services District	New Hope
Catholic Community Services, Baton Rouge	North B.R. Community Center
CAWSC	Office of Community Services (OCS)
Child Health America	Office of Family Support (OFS)
Child, Adolescent and Adult Services	Office of Social Services
Earl K. Long	Parenting University
East Baton Rouge Parish School System	Plantation Mental Health
East Baton Rouge Parish Sheriff's Office	Private Counselor
EBR Early Childhood Support & Services	Private Physician
EBRPSS Guidance Counselor	Psychological Services
EBRPSS Homebound Services	S. B. R. Community Center
EBRPSS Pupil Appraisal	Salvation Army
EBRPSS School Tutoring	SBLC
EBRPSS VIPS	School
EBRPSS-ESL Tutoring	Shifa Health Associates
Evolutions	Starhill Baptist Church
Families Helping Families	Toys for Tots
Family Road of Greater Baton Rouge	Truancy Assessment & Service Center
Family Services of Greater Baton Rouge	Truancy Court
FINS	Turning Points-MMO
Grief Recovery Center	Twin Oaks SEARCH Project
Hidden Treasure	United Way Info Line #211
Housing Authority	Urban Restoration
I CARE	VOA America House
Keys To Life	VOA Family Resource Center
Kid Med	

City Court of Hammond TASC

Boys & Girls Club	Office of Social Services
Child Advocacy Center	Positive Steps
Children's Hospital	Professional Health Care Services
Hammond Health Unit	Rosenblums Mental Health Clinic
Junior Auxiliary Bear Necessities	St. Paul Missionary Baptist Church
Kid Med Pediatric Services	Tangi Cares
KidKare Multi-Practice Physicians	Tangipahoa Alcohol & Drug Abuse Council
Medical Transportation	Tangipahoa Parish School Board
New Beginnings	Title I Parenting Center
New Horizons Youth Service Bureau	Truancy Assessment & Service Center
North Oaks Medical Center	Youth Services Bureau
Office of Family Support (OFS)	

Iberia, St. Mary, St. Martin TASC

Angel Huval	Mental Health
Bill's Transportation	Morgan City Recreation Department Day Camp
Boys & Girls Club	Office of Community Services (OCS)
Bureau of Medicaid-Medical Assistant	Office of Family Support (OFS)
Catherine Thomas	Private Counselor
Connie Hebert	Private Physician
Crossroads Regional Hospital	Sadie Tauriac
Dr. Henry Lagarde	SMILE
Family Tree	SNAP
FCOGIC Summer Enrichment Program	Social Service Center
Gulf Coast Teaching	St. Martin Parish School Board
Iberia Comprehensive	St. Martinville School-Based Health Center
Iberia Parish Medicaid Office	St. Mary Alcohol & Substance Abuse
Iberia Parish Mental Health	St. Mary Community Action
Iberia Parish School Board	St. Mary Mental Health
Iberia Teen Court, Inc.	St. Mary Parish School Board
Jill Bernis	Steven Poe
Junior Auxiliary	Teche Action
Kye Jackson	The Extra Mile
LACHIP	Truancy Assessment & Service Center
Lafayette Mental Health	Tutoring
Lions Club	United Way
Lois Thiel	Virginia Shea
Luke Lucas	West End Park Summer Program
Lynn Williams	

Jackson TASC

Closet of Grace	Jackson Parish TASC
Emerson Centre	Jonesboro Mental Health
First Baptist Crisis Closet	Professional Counseling Services
Jackson Parish Child Support	Rolling Hills Ministry
Jackson Parish School Board	School-based Health Center(Jackson Parish Hospital)
Jackson Parish School Board Parent Center	

Jefferson TASC

Access to Care	LSU
Active Intervention	Martin Luther King Center
Algiers Children & Circle, LLC	Medicaid
All That for Kids	Mental Health Rehab
American Active Rehab Inc	Mercy Family Center
Assurance Care	Metropolitan CT for Woman & Children
Behavioral Health Services	Milestones
Big Brothers/Big Sisters	NEIGHBORHOOD
Boys Town	New Orleans Children's Health Fund
Bridging the Gap	Ochsner
Butler Clinic	Office for Citizens with Development Disabilities (OCDD)
Cajen Clinic	Office of Community Services (OCS)

Jefferson TASC Continued...

Catholic Charities	Other
Charters Mental Health Center/New Orleans	PMA Family Medicine
Child Welfare Family Resource Center	Private Counselor
Children's Bureau	Private Physician
Children's Hospital	Psychiatric Counseling
Covenant House	Public Health WB (Health Unit)
DePaul / Tulane	Raintree
Diversified Counseling Inc.	RTC Providers
Divine Concepts	School
EJ Mental Health	School Social Worker
Enhanced Destiny Services, Inc.	Second Harvester
Families Helping Families	St. Vincent DePaul's Clothing
Family Care Inc.	STEP
Family Preservation	SYLVAN LEARNING INSTITUTE
Family Services of GNO	Truancy Assessment & Service Center
Food Stamps (Family Support)	Turning Point Behavioral Services
Holy Cross College	Utilities Assistance WB
Horizons Unlimited	Volunteers of America
Housing Authority	Waldo Burton Boys House
Jewish Family Services	WEST JEFF MEDICAL CENTER
JPHSA	WJ Behavioral Center
Kid West	WJ Mental Health
LA Sprit	YMCA
LA YES	Young Marines (John Ehret High School)
LACHIP	

Jefferson Davis TASC

Big Brothers/ Big Sisters	Office of Community Services
Caring Hands	Parenting classes offered by Kay Bush
City Recreation Department	Private Counselors
ETC (Educational & Treatment Council)	Private Physician
Jefferson Davis Addictive Disorder Clinic	Resource Management Services
Jefferson Davis Medicaid Office	School Building Intervention Team
Jefferson Davis Parish Assistance Agency	School Guidance Counselor
Jefferson Davis School Board	School Principal/Assist. Principal
Jennings Behavioral Health	Southwest Ambulatory Behavior Services, Inc.
LACHIP	Truancy Assessment & Service Center
LIHEAP Low Income Home Energy Assistance Program	Ward Elementary - GED
Office of Child Services (OCS)	

Lincoln, Union TASC

Calvary Baptist Church	Methodist Children's Home
Child's School	Ministerial Alliance
Cognitive Development Center	New Life
Community Rehabilitation Center	New Living Word Church
DART	Office of Community Services (OCS)
Department of Social Services (DSS)	Private Physician
Each One Reach One	Project Each One Reach One
Emerson Centre	Rocky Valley Baptist Church

Lincoln, Union TASC Continued...

Emerson Centre: Coping Skills	Ruston Housing Authority
Emerson Centre: Counseling	Ruston Mental Health
Emerson Centre: Parenting	School
Grambling State University	TASC: Parenting
Griffin, Karla: Union Parish School Board Counselor	TASC: Parenting Wisely
Help Agency	Truancy Assessment & Service Center
Lillian Louise Behavioral Health Hospital	Union Parish D.A.'s Office
Lincoln Parish Clerks Office	Union Parish Homeless
Lincoln Parish D.A.'s Office	Union Parish Police Jury Section 8 Housing
Lincoln Parish Homeless	Union Parish School Board
Lincoln Parish School Board	Union Parish Welfare Office
Louisiana Family Support	Volunteers of America
Louisiana State Unemployment	Welfare Office
Louisiana Tech Department of Education	Dr. Dave Williams
Louisiana Tech University	

Natchitoches TASC

Alcoholics Anonymous	Natchitoches Kidmed/Medicaid
Community Enrichment Programs, Inc.	Natchitoches Mental Health Clinic
Families in Need of Services	Natchitoches Parish School Board

Orleans TASC

A Turning Point, Inc.	Enhanced Destiny Services, LLC
ACCESS Center	Essential Care Services
Agenda For Children	Extensions of Life
BEST Operations	Family Services
Big Brothers/Big Sisters	Furnishing Our Neighbors
Catholic Charities	Girls Scouts
Center for Hope Children and Family Services	Hope's Kids
Chartres Mental Health	Housing and Urban Development
Child/Adolescent Mental Health Crisis Center	Housing Authority of New Orleans (HANO)
Children's Bureau of New Orleans	Individual Development Account (IDA) Program
Children's Hospital	Job 1
City of New Orleans Department of Human Services	JW's Creative Solutions
Community Resource Solutions	Kingsley House
Daughters of Charity	LAYES
Department of Human Services	Louisiana Children's Health Insurance
Dryades YMCA School of Commerce	Louisiana Spirit
Enhanced Destiny Services, LLC	Louisianan Permanent Supportive Housing Program(PSH)
Essential Care Services	Mercy Family Center
Extensions of Life	Metropolitan Human Services District
Family Services	Milestones Mental Health
Furnishing Our Neighbors	New Orleans Adolescent Hospital (NOAH)
Girls Scouts	New Orleans Recreational Dept.
Hope's Kids	New Orleans Speech and Hearing Center
Housing and Urban Development	Odyssey House
Housing Authority of New Orleans (HANO)	Office of Community Services
Individual Development Account (IDA) Program	Office of Family Support

Orleans TASC Continued...

A Turning Point, Inc.	Office of Mental Health
ACCESS Center	Orleans Parish Infant Team
Agenda For Children	Private Counselor
BEST Operations	Private Physician
Big Brothers/Big Sisters	Reaching Out, LLC
Catholic Charities	Regional Transit Authority
Center for Hope Children and Family Services	Schools
Chartres Mental Health	St. Mark's Community Center
Child/Adolescent Mental Health Crisis Center	Total Community Action Agency
Children's Bureau of New Orleans	Truancy Assessment & Service Center
Children's Hospital	Tulane Medical Center
City of New Orleans Department of Human Services	United Way
Community Resource Solutions	Unity
Daughters of Charity	Volunteers of America
Department of Human Services	Xavier University
Dryades YMCA School of Commerce	YWCA

Ouachita, Morehouse TASC

Private Counselor	Truancy Assessment & Service Center
Private Physician	

Rapides TASC

9th JDC Mental Health	Northside Rehab
9th Judicial District Court of Juvenile Services	Office of Community Services (OCS)
A.S.P.I.R.E	Office of Family Support (OFS)
Bayou Rapides Rehab	Primary Health Care Center
Boys & Girls Club	Private Counselor
Cenla Community Action Committee, Inc	Private Physician
Cross Roads Rehab	Rapides CAC / CASA
Families Helping Families	Rapides Parish School Board
Family Counseling Agency	Rapides Parish School Board - HIPPY
FINS - Families in Need of Services	Rapides Parish School Board - Homeless Liaison
J.B. Lafargue - Behavior Strategist	State Mental Health
J.B. LaFargue - Nurses	The Shepherd Center
LACHIP	Truancy Assessment & Service Center
Life Solutions	United Way of Central LA
Louisiana Housing Finance Agency	Volunteers of America

St. Landry TASC

Access to Success	Office of Family Support
Big Brothers Big Sisters	Opelousas Alcohol and Drug Abuse Clinic
Boys & Girls Club	Opelousas General Hospital
City Police Department	Opelousas Housing Authority
DA Support Enforcement	Private Counselor
DA's Office	Private Physician
Doctor's Hospital	Right Choice
Faith House	St. Landry Housing Authority

St. Landry TASC Continued...

Families in Need of Services	St. Landry Parish Community Action Agency
Family Tree	St. Landry Parish Medicaid Office
Goodwill Industries	St. Landry Parish School Board
Lion's Club--Port Barre	St. Landry Parish Sheriff's Office
Louisiana Works Job Center	St. Landry-Evangeline Sexual Assault Center
Louisiana Youth Academy	SW LA Primary Health Care Center
Medical Dispatch	Truancy Assessment & Service Center
New Life Center	VITA
Office of Community Service	Youth Challenge Program

St. Tammany, Washington TASC

21st Century Tutoring	Lurline Smith Mental Health Center
A.C.E.R	Medicaid
Abundant Health	Mercy Family Center
Acadian Care	Multi Family Center
Access to a Better Life	Nazarene Church
Access to Care	Northlake Alcohol and Drug Abuse Clinic (ADAC)
ADC for Substance Abuse Evaluation	Northshore Regional Medical Center
Advocacy Center For Elderly & Disabled	Office of Community Services (OCS)
Al-Anon, Alateen, Alatot	Office of Family Support (OFS)
Alcoholics Anonymous	OPTIONS- Adolescent Substance Abuse Treatment
American Association of University Women	Options Girls Group
Association Football	Options Multi Family Group
Big Brothers/Big Sisters	Options Parenting
Bogalusa Job Center	Options Play Therapy
Bogalusa Mental Health	Options Trauma Group
Bogalusa Police Department	Options-Counseling
Bogalusa School Board	Parenting Center for West St. Tammany
Boy Scouts of America	Pearl River Lions Club
Boys & Girls Club	Pinewood Therap. Counsel
Brentwood Hospital	Pontchartrain Pediatrics
BSB-Title One	Positive Steps Family Resource Centers
C.H.A.D.D.	PRIDE of St. Tammany
Camp Fire Boys and Girls	Private Counselor
Caplan Eye Clinic	Private Physician
Care & Share w/ The Daily News	Provider of Choice
Caring Center of Slidell	Quad Area
Catholic Charities	Rainbow Child Care Center, Inc.
Century 21 After School Tutoring	Red River Treatment
cheerleading	Renewed Hope
Children's Advocacy Center	Resthaven Living Center
Children's Hospital	River Oaks Psychiatric Hospital
Children's International	River of Life Church
Cleco Fund	Riverside Medical Center
Coast Transportation	Safe Harbor
Community Action	Samaritan Center of Mandeville
Community Christian Concern	School
Council on Aging	School Counselor
Council on Child Abuse	Slidell Alcohol and Drug Abuse
Crossroads/Hammond	Slidell Community Action Agency
Dawn's Dance Academy	Slidell Housing Authority

St. Tammany, Washington TASC Continued...

Dentist	Slidell Memorial Hospital
Department of Health and Hospitals (DHH)	Slidell Recreation Department
District Attorney's Office	Social Security Administration
Dixie League Baseball	Softball
Doctor	Southeast Basketball Association
Easter Seal Society	Southeast Louisiana Legal Services Corporation
Express Personnel Services	Southeast Spouse Abuse Program
Faith A&M Providers	St. Charles Behavioral Health Clinic
Family Counseling Services	St. Luke's/Slidell
Family House of Louisiana	St. Tammany Parish Community Action
Family Service of Greater New Orleans	St. Tammany Parish Health Unit
Family Services of St. Tammany	St. Tammany Parish Hospital
FEMA	St. Tammany Parish Housing Authority
FINS	St. Tammany Parish Legal Aid
Florida Parishes Human Services Authority	St. Tammany Parish School Board
Florida Parishes Juvenile Detention Facility	St. Tammany Sheriff's Department, Juvenile Div.
Food Bank/St. Vincent DePaul	St. Tammany Youth Sports Association
Franklinton Rural Health Clinic	Starfall.com
GED Services	State of Louisiana
Goodwill Rehabilitation Center	STOPS (Survivors of Suicide)
goStat St. Tammany Area Transportation	Support Group for Survivors of Sexual Abuse
GRACE Camp	Sylvan Tutoring
Habitat for Humanity	T.L.C. Childcare
Hammond Counseling	TASC Parenting Class
Head Start	Toys for Tots
Home School Cottage	Trinity Community Support and Services
Hope Haven Center	Truancy Assessment & Service Center
HUD	Tulane Medical Center
Janet's Corner	Via Link 211
Job Corps	Volunteers of America
Kids in Crisis	Washington Parish Health Unit
Kinship Care	Washington Parish Housing Authority
LACHIP (Louisiana Children's Health Insurance Program)	Washington Parish School Board
Lakeview Regional Medical Center (Columbia)	Washington Parish Sheriff's Office
LifeNet Behavioral Health	Welfare Office
Louisiana Realtor's Association Relief Fund	YMCA
Louisiana Spirit	Youth Service Bureau
Louisiana Technical College- Sullivan College	Youth Truth - Slidell
Louisiana Youth Academy	Youth Build Bogalusa
LSU Health Science Center (Bogalusa Charity)	YWCA

Tangipahoa, Livingston, St. Helena TASC

ADHD Evaluation	Professional Health Care Services
Adult Education Services	Rehabilitation Program, New Beginnings
Catholic Community Charities	Rosenblums Mental Health Center
Clark Family Dentistry	School Counselor
Hammond Alcohol & Drug Abuse Clinic	Sister June/North Oaks
Kid Kare	Southeast Legal Services
Lillie Kemp Pediatric Clinic	Southeast Spouse Abuse
Livingston Parish School Board	Spouse Abuse
Livingston Parish Substance Abuse Clinic	St. Helena Parish School Board

Tangipahoa, Livingston, St. Helena TASC Continued...

Livingston Youth & Family Services	St. Helena Rural Health Clinic
Mental Health Services	St. Helena Substance Abuse Clinic
New Beginnings	Tangipahoa ADAC
Positive Steps	Tangipahoa Parish School Board
Private Counselor	The Parent Center
Private Physician	Truancy Assessment & Service Center
Private Provider	Youth Service Bureau

Vermilion TASC

Abbeville Community Health	Office of Family Support (OFS)
Abbeville Mental Health Clinic	Parenting Center
Acadiana Grief Council	Principal/Teacher Conference
Acadiana Legal Aid	Private Counselor
APS - Associated Professional Services	Private Dentist
Assist Agency - Financial support	Private Physician
Boys & Girls Club	Private Tutoring
Christian Service Center	Rehab Services of Acadiana
Christians in Action	S. Mary Community
Christians Who Care	S.A.R.C.
Community Donation Services	School Counselor
Council on Aging	School Nurse V.P.S.B
Crowley Mental Health Center	Stuller Place/SARC
Department of Health and Hospitals/LACHIP	Supplemental Security Income-(SSI) Office
Faith House	Support Enforcement Services
Families in Need of Services (FINS)	Teen Court
Family Center	The Christian Service Center
Family Counseling Services	The Grief Center (Healing House)
Family Tree	Truancy Assessment & Service Center
Fresh Start	Tyler Mental Health Center
Housing Authority	UMC-University Medical Center
Kaplan Baptist Church	Vermilion Parish Alternative Program
Law Enforcement	Vermilion Parish School Board
Loving Hearts	Way to Work Program
Manuel Medical Clinic	Y.E.S. (Youth Empowerment Station)
Office of Community Services (OCS)	

Louisiana Children's Code

As Stated in:

Title VII Chapter 15 Section 791.1-791.5

Purpose 791.1

The purpose of this Chapter is to authorize the creation of truancy and assessment and service centers. Truancy has long been demonstrated nationwide as a primary indicator of a path to juvenile delinquency. Parishes and judicial districts have demonstrated a willingness to address truancy by providing a physical location in each parish where personnel from local schools, law enforcement, courts exercising jurisdiction over juveniles, district attorneys, correction and substance abuse counselors, and family and child-serving agencies can work together in a coordinated effort. Early intervention has been demonstrated as the key to providing the greatest chance for correcting the actions of juveniles who demonstrate a propensity for destructive or criminal behavior. The earliest possible venue for addressing the problem begins in kindergarten. By intervening at this phase, it is possible to correct potential delinquent behavior before the chances for correction become insurmountable. The centers will address the underlying causes of truancy by pooling existing resources targeted at the child and family through appropriate action by service and treatment agencies.

Acts 1999, No. 1372, §1; Acts 2001, No. 745, §1; Acts 2002, 1st Ex. Sess., No. 24, §1; Acts 2003, No. 277, §1; Acts 2003, No. 377, §1; Acts 2004, No. 570, §1; Acts 2007, No. 169, §1, eff. June 27, 2007.

Parish Involvement 791.2

Duly authorized representatives of the school board; law enforcement including the sheriffs' offices and city and municipal police offices; courts exercising jurisdiction over juveniles and their parents and guardians; and offices of the district attorney, corrections and designated service providers shall sign interagency agreements specific to each parish which represents a commitment by each entity to agree to provide the following types of services:

(1) School boards and their systems in general will assist child welfare and attendance officers in creating student background data, including attendance records, unexcused absences, conduct

violations, discipline records, report cards, and transcripts as permitted by law. School systems will also provide access to all school-based education, counseling, and related services.

(2) Law enforcement agencies in a parish, including the sheriff and municipal and local police, generally will provide selective transportation of youth to the centers and in-kind service identification of truants through regular law enforcement operations and provide for a presence at a center.

(3) Families in need of services personnel will work in partnership with the child welfare and attendance officers to monitor client progress, file all petitions in the cases of noncompliance of the plan for court appearance, and coordinate other services.

(4) Courts having jurisdiction over juveniles and their families will work with collaborating agencies to identify youth and monitor treatment plan progress and, to the degree possible, assist the center in obtaining and utilizing a continuum of services and sanctions for identified youth. The courts in conjunction with the district attorneys will direct formal court action on noncompliance cases and integrate the needs of truant youth with existing drug treatment court programs.

Acts 1999, No. 1372, §1; Acts 2001, No. 745, §1; Acts 2007, No. 169, §1, eff. June 27, 2007.

¹As appears in enrolled bill.

(5) Through multiagency collaborative efforts between various community service organization services, there will be a unified effort to provide services related to child abuse and neglect to identify youth. Service and treatment plans will be developed, including mental health evaluation and treatment; with parental substance abuse evaluation and treatment, educational evaluation, probation services, and alternative school placement and guidance.¹

(6) The various offices of the district attorneys will designate prosecutors to work with the district and juvenile courts to develop and implement a coordinated effort to deal with truants and their families early in their court involvement and assist with data follow-up and outcome

evaluation. Additionally, the offices of the district attorneys, if necessary, will institute charges that may be levied against the family when they are noncompliant with the service plan.

State, state agencies; participation 791.3

A. The state recognizes that juvenile crime is a statewide problem which is increasing and which adversely affects all its citizens starting with the child and family. In metropolitan areas of the state, juvenile courts report that almost all of its families under the Families in Need of Services program involve school-related issues and the overwhelming majority are truant cases involving children below the age of twelve. "Out-of-school" suspension rates in elementary schools are comparable to those of middle and junior high schools.

B. The state is obligated to provide certain social and health care services to needy families through the Department of Social Services and the Department of Health and Hospitals. These services for assessment and psychiatric evaluation and treatment, if deemed needed, must be continued. The state substance abuse clinics, through its employees and contracted programs, shall accept referrals for substance abuse evaluation and treatment if warranted. The legislature recognizes that each parish included in this Chapter has committed through binding interagency agreements to provide certain enumerated services, including providing physical space. This commitment by the parishes is predicated on financial assistance from the state in order to fully comply with the creation of truancy and assessment and service centers. Additionally, in order to support each truancy and assessment and service center with sufficient services pursuant to this Chapter, the state will continue to provide social and health-related services where available. Acts 1999, No. 1372, §1.

Monitoring 791.4

A. In order to determine the effectiveness of the program, Louisiana State University, office of social services research and development, shall develop and implement a monitoring and evaluation program subject to state funding.

B. The Louisiana State University, office of social services research and development, may also develop and implement a monitoring and evaluation program for all parishes with truancy and assessment and service centers subject to state funding.

Acts 1999, No. 1372, §1; Acts 2001, No. 745, §1; Acts 2004, No. 570, §1; Acts 2007, No. 169, §1, eff. June 27, 2007.

Reporting and operating 791.5

B. The provisions of this Chapter with respect to any parish which has a truancy and assessment and service center shall be operational subject to appropriation by the legislature.

Acts 2001, No. 745, §1; Acts 2004, No. 570, §1; Acts 2007, No. 169, §1, eff. June 27, 2007.

A. On July first of each year beginning July 1, 2007, the office of social services research and development, Louisiana State University, shall report statistical data indicating the effectiveness of this program to the appropriate standing committees of the legislature for use by the committees in consideration of continuation or expansion of the program.