



# Box Knot

1.




Tie four stands of yarn together. Seperate in each in different directions.

2.




Move the green strand to the top to form a loop.

3.




Move the black strand to the bottom to form a loop.

4.



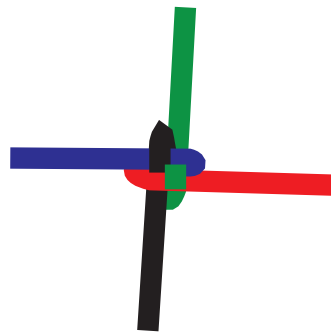
Move the blue strand over the green and first black strand, and under the black loop.

5.




Tighten knot by pulling on each end evenly.

6.




Single Finished knot.

7.



Repeat steps 2 and 3 to start a second knot.

8.



Repeat steps 4 and 5. Tighten second knot on top of the first. Repeat steps until desited length.